

NAME OF SCHEME : DEENDAYAL ANTYODAYA YOJANA - NATIONAL RURAL LIVELIHOODS MISSION (DAY-NRM)  
Balance Sheet as on 31st March 2021  
F.Y : 2020-21

2019-20 Amount Rs.	Funds & Liabilities	Sch No	2020-21 Amount Rs.	2020-21 Amount Rs.	2019-20 Amount Rs.	Property & Assets	Sch No	2020-21 Amount Rs.	2020-21 Amount Rs.
71,42,49,331.78 71,42,49,331.78	<b>Project Funds:-</b> National Rural Livelihood Mission NRLM Main	A A-1	1,04,03,05,920.95	1,04,03,05,920.95	10,53,32,621.23 68,023.00 7,33,06,127.23 5,88,149.00 3,13,70,322.00	Fixed Assets SMMU Level Fixed Assets DRDA Level Fixed Assets Division Level Fixed Assets DMMU Level Fixed Assets	D D-1 D-1 D-1 D-2	68,023.00 7,33,06,127.23 5,88,149.00 4,15,81,205.00	11,55,43,504.23
7,48,94,132.70 3,56,23,311.89 70,24,527.41 1,83,87,115.15 1,12,39,532.25 4,03,200.00 22,16,446.00	<b>Current Liabilities</b> SMMU District Level : NRLM Other Project Fund : DRDA Restricted Fund at DRDA (SCSY Advances) Rseti Fund District Level : NRLM- Intensive	B B-1 B-2 B-2 B-2 B-2 B-2	5,39,53,915.90	5,39,53,915.90	39,73,47,590.08 22,98,15,755.25 12,35,66,798.16 26,16,576.00 4,13,48,460.67	Loans & Advances National Rural Livelihood Mission District Mission Management Unit District Rural Development Agency Division Partner and Staff	E E-1 E-2 E-3 E-4	69,44,87,972.04 59,16,00,242.31 9,62,75,699.40 26,16,576.00 39,95,454.33	69,44,87,972.04
10,53,32,621.23 68,023.00 7,33,06,127.23 5,88,149.00 3,13,70,322.00	<b>Capital Fund - Fixed Assets</b> SMMU DRDA Level Fixed Assets Division Fixed Assets DMMU - Level Fixed Assets	C	11,55,43,504.23	11,55,43,504.23	3,92,70,820.81 70,24,527.41 1,83,87,115.15 1,12,39,532.25 4,03,200.00 22,16,446.00	Other Project Fund District Level : NRLM District Level : Others Project Funds Restricted Fund at DRDA (SCSY Advances) Rseti Fund At District Level District Level : NRLM- Intensive	F F-1 F-2 F-3 F-4 F-5	70,24,527.41 1,83,87,115.15 1,12,39,532.25 4,03,200.00 22,58,446.00	3,93,12,820.81
99,44,76,085.71	<b>Total</b>		1,20,98,03,341.08	1,20,98,03,341.08	35,25,25,053.59 89,44,76,085.71	Fund In Transit Bank Balance -SMMU	G H	- 36,04,59,044.00	1,20,98,03,341.08

As per our report of even Date

FOR MANOHAR & VENKATA  
CHARTERED ACCOUNTANTS  
FRN NO : 0096725



CA ASHISH DHAPADE  
PARTNER  
M.No 145190

Place : Navi Mumbai

State Mission Management Unit of  
Maharashtra State Rural Livelihoods Mission

*(Signature)*  
Mahechkumar Karande  
Deputy Director (Finance and Account)

Place : Navi Mumbai

*(Signature)*

Dr.Hemant Vasekar, IAS  
Chief Executive Officer



UMED-MAHARASHTRA STATE RURAL LIVELIHOODS MISSION (MSRLM)  
STATE - MAHARASHTRA

NAME OF SCHEME : DEENDAYAL ANTYODAYA YOJANA - NATIONAL RURAL LIVELIHOODS MISSION (DAY-NRLM)  
Income and Expenditure Account for the year ended 31st March 2021  
F.Y : 2020-21

2019-20 Amount Rs.	EXPENDITURE	Sch No	2020-21 Amount Rs.	2019-20 Amount Rs.	INCOME	Sch No	2020-21 Amount Rs.
21,96,88,788.02	B.1		3,73,52,69,336.57	5,96,69,691.57	Interest and other income Earn During the Year	I	4,39,78,235.74
2,42,96,94,807.35	B.2		21,81,99,751.14				
1,85,85,00,091.00	B.3		2,34,21,28,072.22				
8,86,56,249.46	B.4		1,05,42,30,496.04				
-	B.5	I	6,11,28,946.34				
-	C		-	4,80,34,58,565.94	By Fund Received to the extent utilised during the year		3,73,52,69,336.57
85,79,299.25	D		62,00,933.00				
5,07,70,383.45	E		3,14,98,573.00				
14,75,68,947.41	F		2,18,82,564.83				
5,96,69,691.57	Excess of Income Over Expenditure Traf to NRLM Project Fund		4,39,78,235.74				
4,86,31,28,257.51	Total		3,77,92,47,572.31	4,86,31,28,257.51	Total		3,77,92,47,572.31

As per our report of even Date

FOR MANOHAR & VENKATA  
CHARTERED ACCOUNTANTS  
FRN NO : 0096725

  
CA ASHISH DHAPADE  
PARTNER  
M.No 145190  
Place : Navi Mumbai



State Mission Management Unit of  
Maharashtra State Rural Livelihoods Mission

  
Maheshkumar Karande  
Deputy Director (Finance and Account)

Place : Navi Mumbai

  
Parneshwar Raut  
Chief Operating Officer

Dr.Hemant Vasekar, IAS  
Chief Executive Officer





UMED-MAHARASHTRA STATE RURAL LIVELIHOODS MISSION (MSRLM)  
STATE - MAHARASHTRA

NAME OF SCHEME : DEENDAYAL ANTYODAYA YOJANA - NATIONAL RURAL LIVELIHOODS MISSION (DAY-NRLM)  
RECEIPTS & PAYMENT STATEMENT AS AT 31/03/2021  
FY 2020-21

Receipt	Total	SMMU	DRDA	DMIMU	Division	Amount in Rs. Staff and partner
<b>Opening Balance</b>						
Fund in Transit	78,91,43,464.48	35,25,25,053.59	16,06,21,172.97	23,20,32,201.25	26,16,576.00	4,13,48,460.67
Bank	78,91,43,464.48	35,25,25,053.59	16,06,21,172.97	23,20,32,201.25	26,16,576.00	4,13,48,460.67
<b>Grant in Aid Received</b>						
Central Share	3,99,49,91,000.00	3,99,49,91,000.00	-	3,82,20,00,000.00	-	3,18,44,673.00
First Instalment of 2020-21	2,37,57,55,000.00	2,37,57,55,000.00	-	3,82,20,00,000.00	-	3,18,44,673.00
Release in 2019-20 but received in 2020-21	1,61,29,19,000.00	1,61,29,19,000.00	-	-	-	-
State Share	76,28,36,000.00	76,28,36,000.00	-	-	-	-
First Instalment of 2020-21	1,61,92,36,000.00	1,61,92,36,000.00	-	-	-	-
Release in 2019-20 but received in 2020-21	1,11,06,78,667.00	1,11,06,78,667.00	-	-	-	-
Other Receipt	50,85,57,333.00	50,85,57,333.00	-	-	-	-
Bank Interest	6,63,34,925.74	3,21,66,585.00	-	2,82,44,022.74	-	59,24,318.00
Other Income	2,53,58,653.21	94,89,819.00	-	1,53,10,383.21	-	5,58,451.00
SGSY Fund	1,86,19,582.53	3,20,076.00	-	1,29,33,639.53	-	53,65,867.00
District Exhibition Funds	2,23,56,690.00	2,23,56,690.00	-	-	-	-
<b>Current Liability</b>						
Security Deposit	2,09,76,070.20	1,55,74,461.20	-	54,01,609.00	-	-
Statutory Liabilities	54,01,609.00	1,55,74,461.20	-	54,01,609.00	-	-
<b>Refund</b>						
DRDA	1,55,74,461.20	2,72,98,885.76	-	-	-	-
Division	54,01,609.00	2,72,91,098.76	-	-	-	-
Staff	7,787.00	-	-	-	-	-
<b>Total</b>	4,87,14,45,460.42	4,42,25,55,985.55	16,06,21,172.97	4,08,76,77,832.99	26,16,576.00	7,91,17,451.67

As per our report of even Date

FOR MANOHAR & VENKATA  
CHARTERED ACCOUNTANTS  
FRN NO : 0096725  
0

*(Signature)*

CA ASHISH DHAPADE,  
PARTNER  
M.No 145190  
Place : Navi Mumbai

State Mission Management Unit of  
Maharashtra State Rural Livelihoods Mission

*(Signature)*  
Maheshkumar Karande  
DD (F & A)  
Place : Navi Mumbai

*(Signature)*  
Dr. Hemant Vasekar, IAS  
CEO, MSRLM



UMED-MAHARASHTRA STATE RURAL LIVELIHOODS MISSION (MSRLM)  
STATE - MAHARASHTRA

NAME OF SCHEME : DEENDAYAL ANTYODAYA YOJANA - NATIONAL RURAL LIVELIHOODS MISSION (DAY-NRLM)  
RECEIPTS & PAYMENT STATEMENT AS AT 31/03/2021  
F.Y 2020-21

Payment	Total	SMMU	DRDA	DMMU	Division	Staff and partner	Amount in Rs.
Utilization of Fund NRLM - Expenditure	3,73,52,69,336.57 3,73,52,69,336.57	17,16,95,590.55 17,16,95,590.55	- -	3,48,84,59,535.68 3,48,84,59,535.68	- -	7,51,14,210.34 7,51,14,210.34	
Advances paid during the year District Mission Management Unit district Rural development Agency Division Staff And Partner		3,85,38,44,673.00 3,82,20,00,000.00 3,18,44,673.00	- - -	- - -	- - -	- - -	
Current Liability Security Deposit Statutory Liabilities	4,19,16,287.00 53,59,609.00 1,41,99,988.00	3,65,56,678.00 53,59,609.00 1,41,99,988.00	- - -	53,59,609.00 53,59,609.00	- -	- -	
Current Liabilities Payable		2,23,56,690.00	-	-	-	-	
Refund SMMU Other Agency		- - -	2,72,91,098.76 2,72,91,098.76	- -	- -	7,787.00 7,787.00	
Closing Balance Bank Balance Cash Balance Fund in Transit	1,09,42,59,836.85 1,09,42,59,836.85 - -	36,04,59,044.00 36,04,59,044.00 - -	13,33,30,074.21 13,33,30,074.21 - -	59,38,58,688.31 59,38,58,688.31 - -	26,16,576.00 26,16,576.00 - -	39,95,454.33 39,95,454.33 - -	
<b>Total</b>	<b>4,87,14,45,460.42</b>	<b>4,42,25,55,985.55</b>	<b>16,06,21,172.97</b>	<b>4,08,76,77,832.99</b>	<b>26,16,576.00</b>	<b>7,91,17,451.67</b>	

As per our report of even Date

FOR MANOHAR & VENKATA  
CHARTERED ACCOUNTANTS  
FRN NO : 0096725

*(Signature)*

CA ASHISH DHAPADE  
PARTNER  
M.No 145190  
Place : Navi Mumbai

State Mission Management Unit of  
Maharashtra State Rural Livelihoods Mission

*(Signature)*  
Maheshkumar Karande  
DD (F & A)

*(Signature)*  
Parheshwar Raut  
COO, MSRLM



Dr. Hemant Vasekar, IAS  
CEO, MSRLM



**UMED-MAHARASHTRA STATE RURAL LIVELIHOODS MISSION (MSRLM)  
STATE : MAHARASHTRA**

NAME OF SCHEME : DEENDAYAL ANTYODAYA YOJANA - NATIONAL RURAL LIVELIHOODS MISSION (DAY-NRLM)  
Schedules forming part of Financial Statement for the period 01/04/2020 to 31/03/2021  
Schedule A-1 : Project Fund NRLM

Sr. No.	Particulars	Amount in Rs.		Amount in Rs.
		2020-21	2020-21	2020-21
A	Opening Balance as per last B/s			71,42,49,331.78
B	<b>Add: Grant Received during the year</b>	<b>Central Gov.</b>	<b>State Gov.</b>	<b>Total</b>
	Installment -1 -GEN	46,90,49,000.00	34,80,99,000.00	81,71,48,000.00
	Installment -1- SCP	67,70,65,000.00	45,13,76,667.00	1,12,84,41,667.00
	Installment -1 TSP	46,68,05,000.00	31,12,03,000.00	77,80,08,000.00
	<b>Total</b>	<b>1,61,29,19,000.00</b>	<b>1,11,06,78,667.00</b>	<b>2,72,35,97,667.00</b>
	<b>Last Year Fund Received in 2019-20</b>	<b>76,28,36,000.00</b>	<b>50,85,57,333.00</b>	<b>1,27,13,93,333.00</b>
	<b>Total..</b>	<b>2,37,57,55,000.00</b>	<b>1,61,92,36,000.00</b>	<b>3,99,49,91,000.00</b>
	<b>Add: Bank Interest and Other Income</b>	<b>SMMU</b>	<b>DMMU</b>	<b>Total</b>
	Bank Intrest	94,89,819.00	1,58,68,834.21	2,53,58,653.21
	Other Income	3,20,076.00	1,82,99,506.53	1,86,19,582.53
		<b>98,09,895.00</b>	<b>3,41,68,340.74</b>	<b>4,39,78,235.74</b>
	<b>Add: Interest Subvention fund Tranfer to NRLM</b>		2,23,56,690.00	2,23,56,690.00
	<b>Add: SGSY fund Received</b>			2,23,56,690.00
C	<b>Less: Utilisation of Grant</b>	<b>SMMU</b>	<b>DRDA/DMMU</b>	<b>Total</b>
B.1	State Rural Livelihoods Mission	8,29,59,243.72	13,52,40,507.42	21,81,99,751.14
B.2	Institutional Building and Capacity Building	5,36,23,295.00	2,28,85,04,777.22	2,34,21,28,072.22
B.3	Community Investment Support	-	1,05,42,30,496.04	1,05,42,30,496.04
B.4	Special Programs (implementation partener at block level)	-	6,11,28,946.34	6,11,28,946.34
C	Innovation and Partnership Support	-	-	-
D	Project implementation support	58,36,754.00	3,64,179.00	62,00,933.00
E	Infrastructure & Marketing	73,93,733.00	2,41,04,840.00	3,14,98,573.00
F	Interest Subvention	2,18,82,564.83	-	2,18,82,564.83
	<b>TOTAL EXPENDITURE</b>	<b>17,16,95,590.55</b>	<b>3,56,35,73,746.02</b>	<b>3,73,52,69,336.57</b>
D	<b>Less: Purchase of Fixed Asset</b>	-	-	-
	Less: Refund of Grant	-	-	-
	Less: Other Payments	-	-	-
	<b>Closing Balance carried to B/s</b>			<b>1,04,03,05,920.95</b>

As per our report of even Date

FOR MANOHAR & VENKATA  
CHARTERED ACCOUNTANTS  
FRN NO : 0096725

*Ashish Dhapade*

CA ASHISH DHAPADE  
PARTENER  
M.No 145190



State Mission Management Unit of  
Maharashtra State Rural Livelihoods Mission

*Maheshkumar Karande*  
Maheshkumar Karande  
DD (F & A)

*Palmeshwar Raut*  
Palmeshwar Raut  
COO, MSRLM

*Dr. Hemanat Vasekar*

Dr. Hemanat Vasekar, IAS  
CEO, MSRLM



**UMED-MAHARASHTRA STATE RURAL LIVELIHOODS MISSION (MSRLM)  
STATE - MAHARASHTRA**

**NAME OF SCHEME : DEENDAYAL ANTYODAYA YOJANA - NATIONAL RURAL LIVELIHOODS MISSION (DAY-NRLM)**

Schedules forming part of Financial Statement for the period 01/04/2020 to 31/03/2021

**Schedule B-1 : Current Laibilities (NRLM) - SMMU Level**

Sr. No.	Particulars	Op.Balance 01-Apr-20	Addition 2020-21	Settled 2020-21	Transfer to NRLM Fund	Closing Balance 31-Mar-21
<b>A</b>	<b>SMMU</b>					
1	Fund Received from NABARD	50,00,000.00	-	-	-	50,00,000.00
2	Statutory Liability	82,66,621.89	1,55,74,461.20	1,41,99,988.00	-	96,41,095.09
3	Statutory Liability- IT	-	-	-	-	-
		<b>1,32,66,621.89</b>	<b>1,55,74,461.20</b>	<b>1,41,99,988.00</b>		<b>1,46,41,095.09</b>
<b>B</b>	<b>Capital Subsidy (4%)</b>					
5	Sangli District	11,32,169.00	-	-	11,32,169.00	-
6	Chandrapur District	24,36,494.00	-	-	24,36,494.00	-
7	Parbhani District	16,09,627.00	-	-	16,09,627.00	-
8	Thane District	11,24,998.00	-	-	11,24,998.00	-
	<b>Sub Total</b>	<b>63,03,288.00</b>	<b>-</b>	<b>-</b>	<b>63,03,288.00</b>	<b>-</b>
<b>C</b>	<b>Taluka Vikri Kendra</b>					
9	Jalgaon District	1,44,06,827.00	-	-	1,44,06,827.00	-
	<b>Sub Total</b>	<b>1,44,06,827.00</b>	<b>-</b>	<b>-</b>	<b>1,44,06,827.00</b>	<b>-</b>
<b>D</b>	<b>EO Salary</b>					
10	Thane District	2,13,054.00	-	-	2,13,054.00	-
	<b>Sub Total</b>	<b>2,13,054.00</b>	<b>-</b>	<b>-</b>	<b>2,13,054.00</b>	<b>-</b>
<b>E</b>	<b>Village Haat</b>					
11	Thane District	14,33,521.00	-	-	14,33,521.00	-
	<b>Sub Total</b>	<b>14,33,521.00</b>	<b>-</b>	<b>-</b>	<b>14,33,521.00</b>	<b>-</b>
<b>F</b>	<b>Special Project Fund</b>					
12	Beed District	-	-	-	-	-
13	Nandurbar District	-	-	-	-	-
	<b>Sub Total</b>	<b>-</b>	<b>-</b>	<b>-</b>	<b>-</b>	<b>-</b>
	<b>Grand Total</b>	<b>3,56,23,311.89</b>	<b>1,55,74,461.20</b>	<b>1,41,99,988.00</b>	<b>2,23,56,690.00</b>	<b>1,46,41,095.09</b>

As per our report of even Date

FOR MANOHAR & VENKATA  
CHARTERED ACCOUNTANTS  
FRN NO : 009672S




CA ASHISH DHAPADE  
PARTENER  
M.No 145190

  
Maheshkumar Karande  
DD (F & A)

State Mission Management Unit of  
Maharashtra State Rural Livelihoods Mission

  
Parmeshwar Raut  
COO, MSRLM

  
Dr. Hemant Vasekar, IAS  
CEO, MSRLM





UMED-MAHARASHTRA STATE RURAL LIVELIHOODS MISSION (MSRLM)  
STATE - MAHARASHTRA

NAME OF SCHEME : DEENDAYAL ANTYODAYA YOJANA - NATIONAL RURAL LIVELIHOODS MISSION (DAY-NRLM)

Schedules forming part of Financial Statement for the period 01/04/2020 to 31/03/2021

Schedule B-2 : Current Liabilities

Sr. No.	Particulars	Op.Balance 01-Apr-20	Addition 2020-21	Settled 2020-21	Closing Balance 31-Mar-21
1	District Level : NRLM	70,24,527.41	-	-	70,24,527.41
2	Other Project Fund : DRDA	1,83,87,115.15	-	-	1,83,87,115.15
3	Restricted Fund at DRDA (SGSY Advances)	1,12,39,532.25	-	-	1,12,39,532.25
4	Rseti fund	4,03,200.00	-	-	4,03,200.00
5	District Level : NRLM- Intensive	22,16,446.00	54,01,609.00	53,59,609.00	22,58,446.00
	<b>Grand Total</b>	<b>3,92,70,820.81</b>	<b>54,01,609.00</b>	<b>53,59,609.00</b>	<b>3,93,12,820.81</b>

As per our report of even Date

FOR MANOHAR & VENKATA  
CHARTERED ACCOUNTANTS  
FRN NO : 009672S



*Ashish Dhapade*

CA ASHISH DHAPADE  
PARTENER  
M.No 145190



State Mission Management Unit of  
Maharashtra State Rural Livelihoods Mission

*Parmeshwar Raut*  
Parmeshwar Raut  
COO, MSRLM

DD (F & A)

*Dr. Hemant Vasekar*

Dr. Hemant Vasekar, IAS  
CEO, MSRLM

MAHARASHTRA STATE RURAL LIVELIHOODS MISSION  
STATE - MAHARASHTRA

NAME OF SCHEME : DEENDAYAL ANTYODAYA YOJANA - NATIONAL RURAL LIVELIHOODS MISSION (DAY-NRLM)  
Schedules forming part of Financial Statement for the period 01/04/2020 to 31/03/2021  
Schedule C : Capital Fund - Fixed Assets

Sr. No.	Particulars	Amount in Rs.			
		Opening Balance 01-Apr-20	Add During The Year 2020-21	Disposal During Year 2020-21	Closing Balance 31-Mar-21
A	SMMU Level	68,023.00	-	-	68,023.00
B	DRDA Level	7,33,06,127.23	-	-	7,33,06,127.23
C	Division Level	5,88,149.00	-	-	5,88,149.00
D	DMMU level	3,13,70,322.00	1,02,10,883.00	-	4,15,81,205.00
E	Closing Balance	10,53,32,621.23	1,02,10,883.00	-	11,55,43,504.23

As per our report of even Date

FOR MANOHAR & VENKATA  
CHARTERED ACCOUNTANTS  
FRN NO : 0096725



*(Signature)*

CA ASHISH DHAPADE  
PARTNER  
M.No 145190



State Mission Management Unit of  
Maharashtra State Rural Livelihoods Mission

*(Signature)*  
Maheshkumar Karande  
DD (F & A)

*(Signature)*  
Parmeshwar Raut  
COO, MSRLM

*(Signature)*  
Dr. Hemant Vasekar, IAS  
CEO, MSRLM




UMED-MAHARASHTRA STATE RURAL LIVELIHOODS MISSION (MSRLM)  
STATE - MAHARASHTRA


NAME OF SCHEME : DEENDAYAL ANTYODAYA YOJANA - NATIONAL RURAL LIVELIHOODS MISSION (DAY-NRLM)  
Schedules forming part of Financial Statement for the period 01/04/2020 to 31/03/2021  
Schedule D-1 : Fixed Assets


Sr.No	Particulars	Opening Balance as on 01/04/2020	Addition during the Year 2020-21					Disposal During the Year	Closing Balance as on 31.Mar 2021
			Computer Purchased	Purchased of Furniture	scanner	Purchased of Office Equipments	Construction		
(A)	Name of SMMU								
1	SMMU	68,023.00							
	Total SMMU	68,023.00	-	-	-	-	-	-	68,023.00
(B)	Name of District								
1	Ahmadnagar	10,25,354.00	-	-	-	-	-	-	10,25,354.00
2	Akola	95,730.00	-	-	-	-	-	-	95,730.00
3	Amravati	40,09,920.00	-	-	-	-	-	-	40,09,920.00
4	Aurangabad	21,30,997.00	-	-	-	-	-	-	21,30,997.00
5	Beed	33,57,464.00	-	-	-	-	-	-	33,57,464.00
6	Bhandara	11,96,336.00	-	-	-	-	-	-	11,96,336.00
7	Buldhana	50,57,817.00	-	-	-	-	-	-	50,57,817.00
8	Chandrapur	-	-	-	-	-	-	-	-
9	Dhule	23,53,165.00	-	-	-	-	-	-	23,53,165.00
10	Gadchiroli	6,33,130.00	-	-	-	-	-	-	6,33,130.00
11	Gondia	1,04,931.00	-	-	-	-	-	-	1,04,931.00
12	Hingoli	8,19,241.00	-	-	-	-	-	-	8,19,241.00
13	Jalgaon	3,69,463.00	-	-	-	-	-	-	3,69,463.00
14	Jalna	23,28,497.20	-	-	-	-	-	-	23,28,497.20
15	Kolhapur	38,12,697.89	-	-	-	-	-	-	38,12,697.89
16	Latur	46,90,566.00	-	-	-	-	-	-	46,90,566.00
17	Nagpur	11,60,536.00	-	-	-	-	-	-	11,60,536.00
18	Nanded	43,92,551.00	-	-	-	-	-	-	43,92,551.00
19	Nandurbar	-	-	-	-	-	-	-	-
20	Nashik	22,89,748.00	-	-	-	-	-	-	22,89,748.00
21	Osmanabad	34,79,215.00	-	-	-	-	-	-	34,79,215.00
22	Palghar	-	-	-	-	-	-	-	-
23	Parbhani	14,87,526.00	-	-	-	-	-	-	14,87,526.00
24	Pune	1,09,97,763.00	-	-	-	-	-	-	1,09,97,763.00
25	Raigad	27,45,405.51	-	-	-	-	-	-	27,45,405.51
26	Ratnagiri	2,85,255.00	-	-	-	-	-	-	2,85,255.00
27	Sangli	26,12,470.00	-	-	-	-	-	-	26,12,470.00
28	Satara	27,46,187.00	-	-	-	-	-	-	27,46,187.00
29	Sindhudurg	16,81,154.00	-	-	-	-	-	-	16,81,154.00
30	Solapur	22,66,211.00	-	-	-	-	-	-	22,66,211.00
31	Thane	11,99,939.63	-	-	-	-	-	-	11,99,939.63
32	Wardha	5,26,520.00	-	-	-	-	-	-	5,26,520.00
33	Washim	17,30,065.00	-	-	-	-	-	-	17,30,065.00
34	Yavatmal	17,20,272.00	-	-	-	-	-	-	17,20,272.00
	Total District	7,33,06,127.23	-	-	-	-	-	-	7,33,06,127.23
(C)	Division Office	-							
1	Amravati	-							
2	Nagpur	1,91,341.00							
3	Konan	-							1,91,341.00
4	Nashik	1,19,759.00							
5	Aurangabad	10,320.00							1,19,759.00
6	Pune	2,66,729.00							10,320.00
7	Total Division	5,88,149.00	-	-	-	-	-	-	2,66,729.00
	Grand Total								5,88,149.00
8	(A+B+C)	7,39,62,299.23	-	-	-	-	-	-	7,39,62,299.23


As per our report of even Date


FOR MANOHAR & VENKATA  
CHARTERED ACCOUNTANTS  
FRN NO : 0096725

  
CA ASHISH DHAPE  
PARTENER  
M.No 145190



  
Maheshkumar Karande  
DD (F & A)

  
Parneshwar Raut  
COO, MSRLM

  
Dr. Hemant Vasekar, IAS  
Chief Executive Officer



UMED-MAHARASHTRA STATE RURAL LIVELIHOODS MISSION (MSRLM)  
STATE - MAHARASHTRA

NAME OF SCHEME : DEENDAYAL ANTYODAYA YOJANA - NATIONAL RURAL LIVELIHOODS MISSION (DAY-NRLM)

Schedules forming part of Financial Statement as on 31.03.2021  
Schedule D-2: Fixed Assets

Sr.No	Name of Unit	National Rural Livelihoods Mission-Intensive			
		Opening Balance	Add During The Year	Disposal During The Year	Closing Balance
		1 April-2020	2020-21	2020-21	31 March-2021
		(A)	(B)	(C)	(D)
1	Ahamadnagar	50,93,562.00	-	-	50,93,562.00
2	Akola	-	-	-	-
3	Amravati	39,46,798.00	5,00,152.00	-	44,46,950.00
4	Auranagabad	-	-	-	-
5	Beed	-	-	-	-
6	Bhandara	-	-	-	-
7	Buldhana	1,37,928.00	65,880.00	-	2,03,808.00
8	Chandrapur	20,42,440.00	19,46,960.00	-	39,89,400.00
9	Dhule	-	-	-	-
10	Gadchiroli	23,44,394.00	-	-	23,44,394.00
11	Gondiya	12,59,056.00	9,46,195.00	-	22,05,251.00
12	Hingoli	-	-	-	-
13	Jalana	16,72,544.00	-	-	16,72,544.00
14	Jalgaon	96,175.00	-	-	96,175.00
15	Kolhapur	-	30,46,432.00	-	30,46,432.00
16	Latur	26,81,417.00	-	-	26,81,417.00
17	Nagpur	2,16,609.00	11,22,743.00	-	13,39,352.00
18	Nanded	-	-	-	-
19	Nandurbar	-	14,30,721.00	-	14,30,721.00
20	Nashik	-	-	-	-
21	Osmanabad	21,83,162.00	-	-	21,83,162.00
22	Palghar	11,58,478.00	1,36,800.00	-	12,95,278.00
23	Parbhani	19,01,820.00	-	-	19,01,820.00
24	Pune	-	-	-	-
25	Raigad	-	-	-	-
26	Ratnagiri	-	-	-	-
27	Sangli	-	-	-	-
28	Satara	-	-	-	-
29	Sindhudurg	-	-	-	-
30	Solapur	5,91,920.00	-	-	5,91,920.00
31	Thane	-	-	-	-
32	Wardha	25,14,111.00	-	-	25,14,111.00
33	Washim	-	10,15,000.00	-	10,15,000.00
34	Yavatmal	35,28,908.00	-	-	35,28,908.00
	TOTAL..	3,13,70,322.00	1,02,10,883.00	-	4,15,81,205.00

As per our report of even Date

FOR MANOHAR & VENKATRA  
CHARTERED ACCOUNTANTS  
FRN NO : 0096725

CA ASHISH DHAPADE  
PARTENER  
M.No 145190



Maheshkumar Karande  
DD (F & A)

State Mission Management Unit of  
Maharashtra State Rural Livelihoods Mission

Parmeshwar Raut  
COO, MSRLM

Dr.Hemant Vasekar, IAS  
CEO, MSRLM





UMED-MAHARASHTRA STATE RURAL LIVELIHOODS MISSION (MSRLM)  
STATE - MAHARASHTRA

NAME OF SCHEME : DEENDAYAL ANTYODAYA YOJANA - NATIONAL RURAL LIVELIHOODS MISSION (DAY-NRLM)  
Schedules forming part of Financial Statement for the period 01/04/2020 to 31/03/2021  
Schedule E-1 : Loan and Advances at District Level

Sr.No	Name of Unit	National Rural Livelihoods Mission-Intensive									
		Opening Balance (A)	Fund Release (B)	Bank Interest (C)	Other Income (D)	Revenue Expenditure (E)	Capital Expenditure (F)	Refund (G)	Closing Balance H=(A+B+C+D+E+F+G)		
1	Ahamadnagar	68,67,680.97	9,50,00,000.00	5,02,846.00	-	4,48,78,942.00	-	-	5,74,91,584.97		
2	Akola	19,70,425.85	10,40,00,000.00	5,51,517.00	56,000.00	8,49,01,093.15	-	-	2,16,76,849.70		
3	Amravati	8,97,729.30	13,75,00,000.00	1,69,224.00	9,66,082.91	13,62,93,245.76	-	-	32,39,790.45		
4	Aurangabad	2,45,08,735.00	6,90,00,000.00	3,48,509.00	40,300.00	7,31,80,783.00	-	-	2,07,16,761.00		
5	Beed	55,35,754.00	10,00,00,000.00	4,70,432.00	14,63,420.00	8,55,50,459.00	-	-	2,19,19,147.00		
6	Bhandara	16,13,601.00	11,70,00,000.00	5,79,614.00	4,640.00	10,09,71,369.00	-	-	1,82,26,486.00		
7	Buldhana	3,74,405.00	11,40,00,000.00	2,86,811.00	1,26,450.00	9,58,17,836.00	-	-	1,89,69,830.00		
8	Chandrapur	22,29,075.00	13,30,00,000.00	7,96,856.00	1,30,842.00	11,70,18,254.00	-	-	1,91,38,519.00		
9	Dhule	47,03,105.36	9,40,00,000.00	3,97,103.00	-	9,72,02,150.36	-	-	18,98,058.00		
10	Gadchiroli	69,44,933.44	12,30,00,000.00	2,02,057.00	25,535.00	11,39,81,931.30	-	-	1,61,90,594.14		
11	Gondia	71,71,405.91	12,40,00,000.00	3,92,568.30	4,500.00	11,65,04,623.51	-	-	1,50,63,848.70		
12	Hingoli	1,59,34,142.00	6,50,00,000.00	2,93,989.00	280.00	6,53,31,943.00	-	-	1,58,96,468.00		
13	Jalana	2,69,84,116.00	9,00,00,000.00	4,43,855.00	5,00,597.00	10,02,24,931.00	-	-	1,77,03,637.00		
14	Jalgaon	12,49,892.34	14,40,00,000.00	3,41,154.00	23,19,861.00	13,21,27,339.50	-	-	1,57,83,567.84		
15	Kolhapur	38,97,545.00	12,50,00,000.00	4,09,782.00	40,007.00	11,43,23,770.84	-	-	1,50,23,563.16		
16	Latur	29,22,015.00	12,40,00,000.00	1,77,552.00	6,02,936.00	11,03,40,536.00	-	-	1,73,61,967.00		
17	Nagpur	1,26,226.00	11,70,00,000.00	6,06,134.00	11,12,182.00	10,32,16,132.00	-	-	1,56,28,410.00		
18	Nanded	1,61,92,188.00	11,50,00,000.00	5,09,888.00	7,98,667.00	11,72,86,459.00	-	-	1,52,14,284.00		
19	Nandurbar	79,04,144.00	10,60,00,000.00	3,72,545.00	53,699.00	8,57,94,906.00	-	-	2,85,35,482.00		
20	Nashik	16,50,065.45	15,00,00,000.00	5,20,297.00	-	13,57,36,212.45	-	-	1,64,34,150.00		
21	Osmanabad	41,06,360.00	10,80,00,000.00	1,75,426.00	2,000.00	9,67,15,577.00	-	-	1,55,68,209.00		
22	Palghar	1,04,00,634.00	10,20,00,000.00	6,11,460.00	18,69,826.00	9,62,39,604.00	-	-	1,86,42,316.00		
23	Parbhani	2,21,67,869.00	6,80,00,000.00	2,48,461.00	6,40,314.00	7,52,34,470.00	-	-	1,58,22,174.00		
24	Pune	8,92,080.48	12,30,00,000.00	3,51,000.70	6,30,645.72	10,97,83,293.34	-	-	1,50,90,433.56		
25	Raigad	2,41,41,834.42	10,15,00,000.00	5,80,172.00	-	9,79,48,048.40	-	-	2,77,80,421.50		
26	Ratnagiri	40,85,162.50	13,00,00,000.00	7,55,279.00	3,13,968.00	9,75,46,413.82	-	-	18,46,859.00		
27	Sangli	52,14,961.00	9,30,00,000.00	8,64,343.82	4,90,833.10	11,95,45,512.00	-	-	26,39,992.86		
28	Saara	2,54,572.76	12,10,00,000.00	4,40,099.00	44,682.80	8,02,76,556.25	-	-	1,57,10,775.94		
29	Sindhudurg	6,81,483.00	9,50,00,000.00	2,61,166.39	12,000.00	12,58,89,379.00	-	-	1,50,96,231.00		
30	Solapur	35,47,788.00	13,70,00,000.00	4,25,822.00	3,33,368.00	5,75,19,605.00	-	-	2,16,88,903.00		
31	Thane	33,88,572.00	7,50,00,000.00	4,86,568.00	-	17,08,84,955.00	-	-	49,18,483.00		
32	Wardha	65,09,720.00	16,90,00,000.00	2,93,718.00	2,41,963.00	7,99,47,197.00	-	-	1,89,05,946.80		
33	Washim	12,81,186.80	9,70,00,000.00	3,29,994.00	1,08,040.00	14,31,85,988.00	-	-	1,75,02,540.67		
34	Yavatmal	34,66,348.67	15,60,00,000.00	11,14,140.00	1,29,33,639.53	3,48,84,59,535.68	-	-	59,16,00,242.31		
	<b>Total</b>	<b>22,98,15,755.25</b>	<b>3,82,20,00,000.00</b>	<b>1,53,10,383.21</b>	<b>1,29,33,639.53</b>	<b>3,48,84,59,535.68</b>	<b>-</b>	<b>-</b>	<b>59,16,00,242.31</b>		

As per our report of even Date

FOR MANOHAR & VENKATARAMAN  
CHARTERED ACCOUNTANTS  
FRN NO. 0096725



CA ABHISH DHAPADE  
PARTNER  
M.No.145190

Maheshkumar Karande  
DD (F & A)

Dr. Hemant Vasekar, IAS  
Chief Executive Officer

State Mission Management Unit of  
Maharashtra State Rural Livelihoods Mission





NAME OF SCHEME : DEENDAYAL ANTYODAYA YOJANA - NATIONAL RURAL LIVELIHOODS MISSION (DAY-NRLM)  
Schedules forming part of Financial Statement for the period 01/04/2020 to 31/03/2021  
Schedule E-2 : Loan and Advances at District Level

Sr.No	Name of Unit	National Rural Livelihoods Mission-Non Intensive									
		Opening Balance (A)	Fund Release (B)	SGSY fund (C)	Bank Interest (D)	Other Income (E)	Revenue Expenditure (F)	Capital Expenditure (G)	Refund (H)	Closing Balance I=(A+B+C+D+E-F-G+H)	
1	Ahmadnagar	20,00,000.00	-	-	-	-	-	-	-	20,00,000.00	
2	Akola	46,76,115.00	-	-	-	-	-	43,06,559.00	-	3,69,556.00	
3	Amravati	63,99,980.35	-	-	-	-	-	-	-	63,99,980.35	
4	Aurangabad	2,85,71,479.00	-	-	-	-	-	-	-	2,85,71,479.00	
5	Beed	75,45,355.56	-	-	-	-	-	-	-	75,45,355.56	
6	Bhandara	73,05,489.52	-	-	-	-	-	26,37,068.00	-	46,68,421.52	
7	Buldhana	20,27,689.86	-	-	-	-	-	81,10,033.17	-	-60,82,343.31	
8	Chandrapur	18,78,317.05	-	-	-	-	-	84,437.00	-	18,78,232.65	
9	Dhule	15,11,731.83	-	-	-	-	-	15,33,909.10	-	-22,177.27	
10	Gadchiroli	-25,30,601.48	-	-	-	-	-	-	-	-25,30,601.48	
11	Gondia	17,02,809.46	-	-	-	-	-	238.00	-	17,02,809.46	
12	Hingoli	17,14,399.00	-	-	-	-	-	-	-	17,14,399.00	
13	Jalgaon	2,28,600.28	-	-	-	-	-	-	-	2,28,600.28	
14	Jalna	3,72,895.00	-	-	-	-	-	2,56,969.33	-	1,15,925.67	
15	Kolhapur	23,25,548.71	-	-	-	-	-	-	-	23,25,548.71	
16	Latur	17,79,106.00	-	-	-	-	-	11,68,128.00	-	6,10,978.00	
17	Nagpur	26,50,387.37	-	-	-	-	-	-	-	26,50,387.37	
18	Nanded	20,63,229.00	-	-	-	-	-	-	-	20,63,229.00	
19	Nandurbar	6,69,835.11	-	-	-	-	-	6,10,000.00	-	59,835.11	
20	Nashik	1,77,418.00	-	-	-	-	-	-	-	1,77,418.00	
21	Osmanabad	7,10,001.00	-	-	-	-	-	-	-	7,10,001.00	
22	Palghar	44,67,343.00	-	-	-	-	-	25,98,401.54	-	18,68,941.46	
23	Parbhani	9,63,827.00	-	-	-	-	-	-	-	9,63,827.00	
24	Pune	12,01,542.38	-	-	-	-	-	6,75,640.00	-	5,25,902.38	
25	Raigad	10,99,388.62	-	-	-	-	-	12,33,210.07	-	-1,33,821.45	
26	Ratnagiri	2,75,898.31	-	-	-	-	-	-	-	2,75,898.31	
27	Sangli	35,62,149.35	-	-	-	-	-	-	-	35,62,149.35	
28	Satara	3,67,34,395.75	-	-	-	-	-	-	-	3,67,34,395.75	
29	Sindhudurg	1,59,144.95	-	-	-	-	-	33,12,040.00	-	-31,52,895.05	
30	Solapur	-1,48,813.00	-	-	-	-	-	-	-	-1,48,813.00	
31	Thane	20,76,052.00	-	-	-	-	-	-	-	20,76,052.00	
32	Wardha	-12,32,132.34	-	-	-	-	-	4,47,346.00	-	-7,84,786.34	
33	Washim	7,20,866.24	-	-	-	-	-	66,093.96	-	7,20,772.28	
34	Yavatmal	-92,649.72	-	-	-	-	-	-	-	-92,649.72	
	<b>Total</b>	<b>12,35,66,798.16</b>	<b>-</b>	<b>-</b>	<b>-</b>	<b>-</b>	<b>-</b>	<b>2,72,91,098.76</b>	<b>-</b>	<b>9,62,75,699.40</b>	

As per our report of even Date

FOR MANOHAR & VENKATA  
CHARTERED ACCOUNTANTS  
FRN NO : 0096725



CA ASHISH DHAPADE  
PARTNER  
M.No 145190



State Mission Management Unit of  
Maharashtra State Rural Livelihoods Mission

Parmeshwar Raut  
COO, MSRLM

Dr. Hemant Vasekar, IAS  
Chief Executive Officer



UMED-MAHARASHTRA STATE RURAL LIVELIHOODS MISSION (MSRLM)  
STATE - MAHARASHTRA

NAME OF SCHEME : DEENDAYAL ANTYODAYA YOJANA - NATIONAL RURAL LIVELIHOODS MISSION (DAY-NRLM)

Schedules forming part of Financial Statement for the period 01/04/2020 to 31/03/2021

Schedule E-3 : Loan and Advances at Division Level

Sr.No	Name of Unit	National Rural Livelihoods Mission						Closing Balance (A+B+C-D-E-F)
		Opening Balance (A)	Fund Release (B)	Bank Interest (C)	Revenue Expenditure (D)	Capital Expenditure (E)	Refund (F)	
1	Amravati	4,77,453	-	-	-	-	-	4,77,453
2	Nagpur	3,00,331	-	-	-	-	-	3,00,331
3	Kokan	7,12,088	-	-	-	-	-	7,12,088
4	Nashik	4,62,538	-	-	-	-	-	4,62,538
5	Aurangabad	1,86,491	-	-	-	-	-	1,86,491
6	Pune	4,77,675	-	-	-	-	-	4,77,675
7	Total	26,16,576	-	-	-	-	-	26,16,576

As per our report of even Date

FOR MANOHAR & VENKATA  
CHARTERED ACCOUNTANTS  
FRN NO : 0096725

*(Signature)*

CA ASHISH DHAPADE  
PARTNER  
M.No 145190



State Mission Management Unit of  
Maharashtra State Rural Livelihoods Mission

*(Signature)*  
Maheshkumar Karande  
DD (F & A)

*(Signature)*  
Parmeshwar Raut  
COO, MSRLM

*(Signature)*  
Dr. Hemant Vasekar, IAS  
CEO, MSRLM



NAME OF SCHEME DEENDAYAL ANTYODAYA YOJANA - NATIONAL RURAL LIVELIHOODS MISSION (DAY-NRLM)  
Schedules forming part of Financial Statement for the period 01/04/2020 to 31/03/2021  
Schedule E-4 : Loan and Advances (Staff)

Sr.No	Staff Advance	National Rural Livelihoods Mission							Closing Balance (A-B+C+D+E-G)
		Opening Balance (A)	Fund Release (B)	Bank Interest (C)	Other Receipt (D)	Revenue Expenditure (E)	Capital Expenditure (F)	Refund (G)	
1	Delhi Mahatendra Mandir	45,000.00	-	-	-	45,000.00	-	-	
2	K.P. Traval	30,000.00	-	-	-	30,000.00	-	-	
3	Vishal Jadhav	13,853.00	-	-	-	-	-	13,883.00	
4	Vinay Kadam	14,094.00	-	-	-	-	-	14,094.00	
5	Akshay Bhangale	-	-	-	-	-	-	-	
6	Anupush More	-	-	-	-	-	-	-	
7	Aprna Tupe	-	-	-	-	-	-	-	
8	Jay Mumbaikar	-	-	-	-	-	-	-	
9	Mrugendra Hambiere	19,844.00	-	-	-	19,844.00	-	-	
10	Nitin Ponkliche	25,000.00	-	-	-	25,000.00	-	-	
11	Penkaj Jadhav	20,000.00	-	-	-	-	-	-	
12	Prashant Patil	-	-	-	-	13,940.00	-	6,060.00	
13	Rahul Bandal	-	-	-	-	-	-	-	
14	Ramdas Dhume	25,000.00	-	-	-	25,000.00	-	-	
15	Rashmi Bebar	5,000.00	1,645.00	-	-	6,645.00	-	-	
16	R. Vinala	-	-	-	-	-	-	-	
17	Sampurna Jande	25,000.00	-	-	-	25,273.00	-	1,727.00	
18	Dimesh Manakame	-	15,000.00	-	-	-	-	-	
19	Sinheha Borje	25,000.00	-	-	-	-	-	-	
20	Snehal Vithe	-	-	-	-	25,000.00	-	-	
21	Sudhir Raut	24,784.00	-	-	-	-	-	-	
22	Tasuf Saudagar	25,000.00	-	-	-	-	-	-	
23	Vikram Yadar	-	-	-	-	25,000.00	-	-	
	<b>Total</b>	<b>2,97,605.00</b>	<b>16,645.00</b>	<b>-</b>	<b>-</b>	<b>2,38,702.00</b>	<b>-</b>	<b>7,787.00</b>	
Sr.No	Partner	National Rural Livelihoods Mission							Closing Balance (A-B+C+D+E-G)
		Opening Balance (A)	Fund Release (B)	Bank Interest (C)	Other Receipt (D)	Revenue Expenditure (E)	Capital Expenditure (F)	Refund (G)	
1	Mavim	1,33,78,803.17	2,00,00,000.00	5,58,451.00	53,65,867.00	6,11,28,946.34	-	-	
2	Mavim - CIF and CB	1,08,30,000.00	-	-	-	-	-	-	
3	Yashvatroo Chavan Pratihshan	-	9,70,998.00	-	-	-	-	-	
4	CSA	8,99,850.00	-	-	-	-	-	-	
5	FICCI	1,05,29,962.00	-	-	-	1,05,29,962.00	-	-	
6	K.P. Travels	-	-	-	-	-	-	-	
7	MITRA	41,56,648.00	56,90,950.00	-	-	-	-	98,57,618.00	
8	BAIF	-	28,50,504.00	-	-	-	-	28,50,504.00	
9	Shramiji Janta Safayak Mandal	-	-	-	-	-	-	-	
10	Suree Holidays	28,23,716.50	-	-	-	-	-	-28,23,716.50	
11	PEST	32,17,500.00	-	-	-	32,17,500.00	-	-	
12	Madanagar Telephone Nigam Limited, Mumbai	6,04,800.00	-	-	-	-	-	-	
13	IAFARM	47,672.00	-	-	-	-	-	-	
14	SSUMSY	2,00,217.00	22,75,276.00	-	-	-	-	47,672.00	
	<b>Total</b>	<b>4,10,50,855.67</b>	<b>3,16,28,028.00</b>	<b>5,58,451.00</b>	<b>53,65,867.00</b>	<b>7,48,75,508.34</b>	<b>-</b>	<b>22,75,276.00</b>	
	<b>Grand Total</b>	<b>4,13,48,460.67</b>	<b>3,18,46,673.00</b>	<b>5,58,451.00</b>	<b>53,65,867.00</b>	<b>7,51,14,210.34</b>	<b>-</b>	<b>39,27,693.33</b>	
								<b>39,95,454.33</b>	

2,72,98,885.76

As per our report of even Date

FOR MANOHAR & VENKATA  
CHARTERED ACCOUNTANTS  
FRN NO : 0096725

State Mission Management Unit of  
Maharashtra State Rural Livelihoods Mission

2,72,98,885.76

As per our report of even Date

FOR MANOHAR & VENKATA  
CHARTERED ACCOUNTANTS  
FRN NO : 0096725

State Mission Management Unit of  
Maharashtra State Rural Livelihoods Mission



CA ASHISH DEHPATE  
PARTNER  
M.No 145190

Maheshkumar Karmare  
D.O. F & A.

J.P.D.  
Jyoteshwar Bhat  
COO, MSRLM

Dr. Hemant Vasbor, IAS  
CEO, MSRLM





**UMED-MAHARASHTRA STATE RURAL LIVELIHOODS MISSION (MSRLM)  
STATE - MAHARASHTRA**


NAME OF SCHEME : DEENDAYAL ANTYODAYA YOJANA - NATIONAL RURAL LIVELIHOODS MISSION (DAY-  
Schedules forming part of Financial Statement for the period 01/04/2020 to 31/03/2021  
Schedule F-1 : Current Laibilities (NRLM) - District Level

**District Level**

Sr. No.	Particulars	Op.Balance 01-Apr-20	Addition 2020-21	Settled 2020-21	Closing Balance 31-Mar-21
A	<b>District Level</b>				
1	Ahmadnagar	8,29,261.50	-	-	8,29,261.50
2	Akola	60,000.00	-	-	60,000.00
3	Amravati	12,35,457.00	-	-	12,35,457.00
4	Aurangabad	1,56,828.00	-	-	1,56,828.00
5	Beed	6,22,343.00	-	-	6,22,343.00
6	Bhandara	15,097.00	-	-	15,097.00
7	Buldhana	-	-	-	-
8	Chandrapur	3,47,439.00	-	-	3,47,439.00
9	Dhule	36,880.00	-	-	36,880.00
10	Gadchiroli	1,560.00	-	-	1,560.00
11	Gondia	46,198.00	-	-	46,198.00
12	Hingoli	38,943.00	-	-	38,943.00
13	Jalgaon	2,38,854.00	-	-	2,38,854.00
14	Jalna	43,822.00	-	-	43,822.00
15	Kolhapur	78,529.91	-	-	78,529.91
16	Latur	41,135.00	-	-	41,135.00
17	Nagpur	50,000.00	-	-	50,000.00
18	Nanded	67,945.00	-	-	67,945.00
19	Nandurbar	84,994.00	-	-	84,994.00
20	Nashik	9,000.00	-	-	9,000.00
21	Osmanabad	11,68,156.00	-	-	11,68,156.00
22	Palghar	-	-	-	-
23	Parbhani	28,349.00	-	-	28,349.00
24	Pune	30,250.00	-	-	30,250.00
25	Raigad	1,86,409.00	-	-	1,86,409.00
26	Ratnagiri	-	-	-	-
27	Sangli	3,22,152.00	-	-	3,22,152.00
28	Satara	61,861.00	-	-	61,861.00
29	Sindhudurg	76,932.00	-	-	76,932.00
30	Solapur	39,751.00	-	-	39,751.00
31	Thane	9,10,059.00	-	-	9,10,059.00
32	Wardha	27,350.00	-	-	27,350.00
33	Washim	10,272.00	-	-	10,272.00
34	Yavatmal	1,58,700.00	-	-	1,53,700.00
	<b>District Total</b>	<b>70,24,527.41</b>	-	-	<b>70,24,527.41</b>
	<b>Grand Total</b>	<b>70,24,527.41</b>	-	-	<b>70,24,527.41</b>




As per our report of even Date

FOR MANOHAR & VENKATA  
CHARTERED ACCOUNTANTS  
FRN NO : 009672S



CA ASHISH DHAPADE  
PARTENER  
M.No 145190

State Mission Management Unit of  
Maharashtra State Rural Livelihoods Mission



  
 Maheshkumar Karandi DD (F & A)      Parmeshwar Kaut COO, MSRLM      Dr. Hemant Vasekar, IAS CEO, MSRLM



UMED-MAHARASHTRA STATE RURAL LIVELIHOODS MISSION (MSRLM)  
STATE - MAHARASHTRA

NAME OF SCHEME : DEENDAYAL ANTYODAYA YOJANA - NATIONAL RURAL LIVELIHOODS MISSION (DAY-NRLM)


Schedules forming part of Financial Statement for the period 01/04/2020 to 31/03/2021

Schedule F-2 : Current Liability - Other Project Fund at District Level

Sr. No.	Particulars	Op.Balance	Addition 2020-21		Settled 2020-21		Closing Balance
		01-Apr-20	District Exhibition	Other Project	District Exhibition	Other Project	31-Mar-21
A	District Level						
1	Ahmadnagar	-	-	-	-	-	-
2	Akola	-	-	-	-	-	-
3	Amravati	65,26,341	-	-	-	-	65,26,341
4	Aurangabad	50,853	-	-	-	-	50,853
5	Beed	-	-	-	-	-	-
6	Bhandara	11,37,220	-	-	-	-	11,37,220
7	Buldhana	1,82,946	-	-	-	-	1,82,946
8	Chandrapur	-	-	-	-	-	-
9	Dhule	2,40,004	-	-	-	-	2,40,004
10	Gadchiroli	32,15,440	-	-	-	-	32,15,440
11	Gondia	1,45,114	-	-	-	-	1,45,114
12	Hingoli	1,50,000	-	-	-	-	1,50,000
13	Jalgaon	-	-	-	-	-	-
14	Jalna	-	-	-	-	-	-
15	Kolhapur	-	-	-	-	-	-
16	Latur	67,119	-	-	-	-	67,119
17	Nagpur	-	-	-	-	-	-
18	Nanded	-	-	-	-	-	-
19	Nandurbar	-	-	-	-	-	-
20	Nashik	11,356	-	-	-	-	11,356
21	Osmanabad	6,18,414	-	-	-	-	6,18,414
22	Palghar	-	-	-	-	-	-
23	Parbhani	48,000	-	-	-	-	48,000
24	Pune	-	-	-	-	-	-
25	Raigad	-	-	-	-	-	-
26	Ratnagiri	27,820	-	-	-	-	27,820
27	Sangli	1,500	-	-	-	-	1,500
28	Satara	6,58,697	-	-	-	-	6,58,697
29	Sindhudurg	-	-	-	-	-	-
30	Solapur	8,78,444	-	-	-	-	8,78,444
31	Thane	1,93,509	-	-	-	-	1,93,509
32	Wardha	41,96,267	-	-	-	-	41,96,267
33	Washim	-	-	-	-	-	-
34	Yavatmal	38,071	-	-	-	-	38,071
	<b>District Total</b>	<b>1,83,87,115</b>	<b>-</b>	<b>-</b>	<b>-</b>	<b>-</b>	<b>1,83,87,115</b>

As per our report of even Date

FOR MANOHAR & VENKATA  
CHARTERED ACCOUNTANTS  
FRN NO : 0096725



CA ASHISH DHAPADE  
PARTNER  
M.No 145190

Maheshkumar Karande  
DD (F & A)

State Mission Management Unit of  
Maharashtra State Rural Livelihoods Mission

Parmeshwar Kaut  
COO, MSRLM

Dr. Hemant Vasekar. IAS  
CEO, MSRLM





UMED-MAHARASHTRA STATE RURAL LIVELIHOODS MISSION (MSRLM)  
STATE - MAHARASHTRA

NAME OF SCHEME : DEENDAYAL ANTYODAYA YOJANA - NATIONAL RURAL LIVELIHOODS MISSION (DAY-NRLM)

Schedules forming part of Financial Statement for the period 01/04/2020 to 31/03/2021


Schedule F-3 : SGSY Restricted Fund at District Level

Sr.No	Name	Opening Balance	Advance Given	Revenue Expenditure	Transfer to NRLM	Closing Balance
		(A)	(B)	(C)	(D)	(A+B-C-D)
1	Beed	5,800.00				5,800.00
2	Jalna	2,11,621.00				2,11,621.00
3	Latur	4,75,806.00				4,75,806.00
4	Nanded	-				-
5	Nashik	2,62,025.00				2,62,025.00
6	Osmanabad	13,51,991.00				13,51,991.00
7	Parbhani	48,97,868.00				48,97,868.00
8	Raigad	19,52,852.25				19,52,852.25
9	Ratnagiri	-				-
10	Sangli	18,144.00				18,144.00
11	Sindhudurg	19,40,388.00				19,40,388.00
12	Solapur	-				-
13	Wardha	1,23,037.00				1,23,037.00
	<b>Total</b>	<b>1,12,39,532.25</b>	<b>-</b>	<b>-</b>	<b>-</b>	<b>1,12,39,532.25</b>

As per our report of even Date

FOR MANOHAR & VENKATA  
CHARTERED ACCOUNTANTS  
FRN NO : 0096725

*Ashish Dhapade*



CA ASHISH DHAPADE  
PARTENER  
M.No 145190

*Maheshkumar Karande*

Maheshkumar Karande  
DD (F & A)

*Parmeshwar Raut*

Parmeshwar Raut  
COO-MSRLM

*Dr. Hemant Vasekar*

Dr. Hemant Vasekar, IAS  
CEO, MSRLM



**UMED-MAHARASHTRA STATE RURAL LIVELIHOODS MISSION (MSRLM)  
STATE - MAHARASHTRA**

**NAME OF SCHEME : DEENDAYAL ANTYODAYA YOJANA - NATIONAL RURAL LIVELIHOODS MISSION (DAY-NRLM)**

Schedules forming part of Financial Statement for the period 01/04/2020 to 31/03/2021

Schedule F-4 : Current Liability - RSETI fund laying at District level

Sr.No	Name of Unit	R-SETI					Refund to NRLM	Closing Balance
		Opening Balance	Fund Release	Bank Interest & other Income	Revenue Expenditure	Capital Expenditure		
1	Aurangabad	(A) 4,03,200.00	(B) -	(C) -	(C) -	(D) -	(E) -	(A+B+C-D-E-F) 4,03,200.00
	Total	4,03,200.00	-	-	-	-	-	4,03,200.00

As per our report of even Date

**FOR MANOHAR & VENKATA  
CHARTERED ACCOUNTANTS  
FRN NO : 0096725**



*(Handwritten signature)*

**CA ASHISH DHAPADE  
PARTNER  
M.No 145190**

**State Mission Management Unit of  
Maharashtra State Rural Livelihoods Mission**

*(Handwritten signature)*  
Mareshikumar Karande  
DD (F & A)

*(Handwritten signature)*  
Palmeshwar Raut  
COO, MSRLM

*(Handwritten signature)*

Dr.Hemant Vasekar, IAS  
CEO, MSRLM





**UMED-MAHARASHTRA STATE RURAL LIVELIHOODS MISSION (MSRLM)  
STATE - MAHARASHTRA**

NAME OF SCHEME : DEENDAYAL ANTYODAYA YOJANA - NATIONAL RURAL LIVELIHOODS MISSION (DAY-NRLM)


Schedules forming part of Financial Statement for the period 01/04/2020 to 31/03/2021

Schedule F-5 : NRLM Intensive -Current Liability

Sr. No.	Particulars	Op.Balance	Addition	Settled	Closing Balance
		01-Apr-20	2020-21	2020-21	31-Mar-21
A	District Level				
1	Ahamadnagar	4,73,259	-	-	4,73,259
2	Akola	-	-	-	-
3	Amravati	-	-	-	-
4	Auranagabad	-	-	-	-
5	Beed	-	3,31,156	3,31,156	-
6	Bhandara	-	3,76,449	3,76,449	-
7	Buldhana	-	-	-	-
8	Chandrapur	-	-	-	-
9	Dhule	72,000	2,40,224	2,40,224	72,000
10	Gadchiroli	-	56,000	-	56,000
11	Gondiya	36,516	2,23,017	2,23,017	36,516
12	Hingoli	-	-	-	-
13	Jalana	5,009	-	-	5,009
14	Jalgaon	1,37,162	-	-	1,37,162
15	Kolhapur	-	10,00,452	10,00,452	-
16	Latur	-	-	-	-
17	Nagpur	30,000	74,000	56,000	48,000
18	Nanded	-	-	-	-
19	Nandurbar	-	-	-	-
20	Nashik	-	-	-	-
21	Osmanabad	-	-	-	-
22	Palghar	-	6,81,825	6,81,825	-
23	Parbhani	2,41,000	4,04,687	3,54,687	2,91,000
24	Pune	-	-	-	-
25	Raigad	-	-	-	-
26	Ratnagiri	-	3,90,658	3,90,658	-
27	Sangli	10,00,000	2,71,136	2,71,136	10,00,000
28	Satara	50,000	3,34,528	3,34,528	50,000
29	Sindhudurg	-	-	-	-
30	Solapur	12,000	4,02,593	4,14,593	-
31	Thane	-	96,297	96,297	-
32	Wardha	1,59,500	5,18,587	5,88,587	89,500
33	Washim	-	-	-	-
34	Yavatmal	-	-	-	-
	<b>Total</b>	<b>22,16,446</b>	<b>54,01,609</b>	<b>53,59,609</b>	<b>22,58,446</b>

As per our report of even Date

FOR MANOHAR & VENKATA  
CHARTERED ACCOUNTANTS  
FRN NO : 009672S



CA ASHISH DHAPADE  
PARTENER  
M.No 145190

State Mission Management Unit of  
Maharashtra State Rural Livelihoods Mission

*Mumukh*  
Maheshkumar Karande  
DD (F & A)

*HR*  
Parmeshwar Raut  
COO, MSRLM

*Hemant*  
Dr.Hemant Vasekar, IAS  
CEO, MSRLM



UMELD-MAHARASHTRA STATE RURAL LIVELIHOODS MISSION (MSRLM)  
STATE : MAHARASHTRA

NAME OF SCHEME : DEENDAYAL ANTYODAYA YOJANA - NATIONAL RURAL LIVELIHOODS MISSION (DAY-NRLM)

Schedules forming part of Financial Statement for the period 01/04/2020 to 31/03/2021

Schedule H : Cash and Bank Balance

Sr. No.	Particulars	Amount In Rs.	
		2019-20 Amount Rs.	2020-21 Amount Rs.
1	<b>Cash Balance</b> Cash In Hand Imprest Cash in Hand	- - -	- - -
2	<b>Bank Balance</b>		
1	SMMU Bank Account	35,25,25,053.59	36,04,59,044.00
	NRLM project fund PNB	30,66,74,744.91	34,27,45,008.78
	Air Travel Account - BOM	1,11,541.98	1,13,855.18
	Saving Account - SBI	1,05,28,476.49	1,07,10,410.49
	Current Account - SBI	1,39,98,258.97	62,80,475.69
	Interest Subvention -PNE	-94,11,280.76	1,45,119.36
	EPF Account	3,05,97,168.50	-
	EPF Account	26,143.50	4,64,174.50
	<b>Total</b>	<b>35,25,25,053.59</b>	<b>36,04,59,044.00</b>
		<b>35,25,25,053.59</b>	<b>36,04,59,044.00</b>

As per our report of even Date

FOR MANOHAR & VENKATA  
CHARTERED ACCOUNTANTS  
FRN NO : 0096725



*(Signature)*

CA ASHISH DHAPADE  
PARTENER  
M.No 145190

State Mission Management Unit of  
Maharashtra State Rural Livelihoods Mission

*(Signature)*  
Maheshkumar Karande  
DD (F & A)

*(Signature)*  
Parmeshwar Raut  
COO, MSRLM

*(Signature)*  
Dr.Hemant Vasekar, IAS  
CEO, MSRLM





**UMED-MAHARASHTRA STATE RURAL LIVELIHOODS MISSION (MSRLM)  
STATE - MAHARASHTRA**

NAME OF SCHEME : DEENDAYAL ANTYODAYA YOJANA - NATIONAL RURAL LIVELIHOODS MISSION (DAY-NRLM)

HEADWISE EXPENDITURE STATEMENT

Financial Year : 2020-21

Schedule I : Expenditure Statement

IUFR	Component Name	Total Expenditure	HQ (SMMU) Expenditure	DMMU Expenditure
<b>Component A-Institution and Human Capacity Building</b>				
<b>A.1</b>	<b>Technical Assistance</b>	-	-	-
A.1.1	TA to SRLMs by National Resource Organizations (other SRLMs)	-	-	-
A.1.2	Strengthening Capacity of National Resource Organizations	-	-	-
A.1.3	TA to SRLMs by National Resource Institutions (NIRD, BIRD, LBSNAA, etc.)	-	-	-
A.1.4	Demand Driven TA [examples given below]	-	-	-
A1.4.1	TA for Social Inclusion	-	-	-
A1.4.2	TA for Financial Inclusion	-	-	-
A1.4.3	TA for Livelihoods	-	-	-
A1.4.4	TA for Governance and Accountability	-	-	-
<b>A.2</b>	<b>Human Resource Development</b>	-	-	-
A.2.1	Partnerships with Institutions of Excellence/Learning Centers	-	-	-
A.2.2	Regional and State Resource Centers	-	-	-
<b>Component B State Livelihood Support</b>		<b>3,67,56,87,265.74</b>	<b>13,65,82,538.72</b>	<b>3,53,91,04,727.02</b>
<b>B1</b>	<b>State Rural Livelihoods Mission</b>	<b>21,81,99,751.14</b>	<b>8,29,59,243.72</b>	<b>13,52,40,507.42</b>
<b>B1.1</b>	<b>State &amp; District Mission Management Unit (should not exceed 6% of total NRLM+Interset subvention)</b>	<b>20,87,25,526.14</b>	<b>7,44,53,200.72</b>	<b>13,42,72,325.42</b>
B1.1.1	Staff [includes travel and related costs]	13,95,20,982.00	4,19,48,892.00	9,75,72,090.00
B1.1.2	Office Set up [Lease, refurbishment, furniture etc.]	22,96,669.36	-	22,96,669.36
B1.1.3	Office Equipment [Desktop computers, tablets, CUG, mobiles etc.]	3,36,174.00	1,60,263.00	1,75,911.00
B1.1.4	Other Operating Costs	6,65,36,659.94	3,23,44,045.72	3,41,92,614.22
B1.1.5	Admin cost non intensive districts	35,040.84	-	35,040.84
<b>B1.2</b>	<b>Capacity Building Support</b>	<b>94,74,225.00</b>	<b>85,06,043.00</b>	<b>9,68,182.00</b>
B1.2.1	Staff trainings, consultations, workshops, etc.	83,96,540.00	74,67,358.00	9,29,182.00
B1.2.2	District Centers, Community Learning Academies, CPLTCs, etc.	-	-	-
B1.2.3	Consultants, Resource Persons, etc.	10,77,685.00	10,38,685.00	39,000.00
<b>B2</b>	<b>Institutional Building and Capacity Building</b>	<b>2,34,21,28,072.22</b>	<b>5,36,23,295.00</b>	<b>2,28,85,04,777.22</b>
<b>B2.1</b>	<b>Block Management Unit Costs</b>	<b>79,81,32,505.22</b>	<b>-</b>	<b>79,81,32,505.22</b>
B2.1.1	Start up, including furniture, equipment etc.	53,83,655.04	-	53,83,655.04
B2.1.2	Staff Costs including travel and related cost	76,53,14,575.92	-	76,53,14,575.92
B2.1.3	Other Operating Costs	2,71,24,685.26	-	2,71,24,685.26
B2.1.4	Staff/ Resource person training	3,09,589.00	-	3,09,589.00
B2.1.5	IB cost Non intensive blocks	-	-	-
<b>B2.2</b>	<b>Social Mobilization and Community Institutions</b>	<b>1,13,98,22,547.00</b>	<b>4,93,06,743.00</b>	<b>1,09,05,15,804.00</b>
B2.2.1	Social Mobilization Costs including CRP Rounds	15,89,06,212.00	73,73,277.00	15,15,32,935.00
B2.2.2	CRP Development Costs	78,11,70,615.00	1,23,78,057.00	76,87,92,558.00
B2.2.3	SHG/VO/CLF Start-up Costs including IT equipment, tablets, etc.	2,19,70,535.00	81,88,829.00	1,37,81,706.00
B2.2.4	SHG/VO/CLF Facilitation Costs including Community Professionals	3,46,55,212.00	1,84,00,700.00	1,62,54,512.00
B2.2.5	SHG/VO/CLF Training and Capacity Building	14,31,19,973.00	29,65,880.00	14,01,54,093.00
B2.2.6	training & capacity building -non intensive blocks	-	-	-
<b>B2.3</b>	<b>Financial Inclusion Initiatives</b>	<b>12,73,54,973.00</b>	<b>-30,863.00</b>	<b>12,73,85,836.00</b>
B2.3.1	Electronic, Mobile Bookkeeping	35,11,000.00	-	35,11,000.00
B2.3.2	Bank Mitra, Bima Mitra, etc.	10,60,26,631.00	-	10,60,26,631.00
B2.3.2	Financial Literacy and Credit Counseling	1,78,17,342.00	-30,863.00	1,78,48,205.00
<b>B2.4</b>	<b>Community Training and Capacity Building-Farm Livelihoods</b>	<b>22,15,70,845.00</b>	<b>26,36,038.00</b>	<b>21,89,34,807.00</b>
B2.4.1	Training to community on farm Livelihoods	85,21,232.00	48,079.00	84,73,153.00
B2.4.2	CRP Development Cost	32,55,805.00	-	32,55,805.00
B2.4.3	Honorarium to Livelihoods CRPs	20,58,38,364.00	-	20,58,38,364.00
B2.4.4	Technical Support Agency cost	25,87,959.00	25,87,959.00	-
B2.4.5	Promotion of Producers Groups	-	-	-
B2.4.6	Promotion of Producers Enterprise	-	-	-
B2.4.7	Promotion of organic clusters	13,67,485.00	-	13,67,485.00
<b>B2.5</b>	<b>Community Training and Capacity Building-Non Farm Livelihoods</b>	<b>61,29,185.00</b>	<b>-</b>	<b>61,29,185.00</b>
B2.5.1	Training to community on non-farm Livelihoods	5,17,846.00	-	5,17,846.00





IUFR	Component Name	Total Expenditure	HQ (SMMU) Expenditure	DMMU Expenditure
B2.5.2	CRP Development Cost(non-farm)	8,38,500.00		8,38,500.00
B2.5.3	Honorarium to Livelihoods CRPs (non-farm)	47,72,839.00		47,72,839.00
B2.5.4	Technical Support Agency cost(non-farm)	-		-
B2.5.5	Promotion of organic clusters (non-farm)	-		-
<b>B2.6</b>	<b>Capacity Building for Model CLF Strategy</b>	-	-	-
B.2.6.1	Rating of Federations (Model CLFs)	-		-
B.2.6.2	Exposure visits	-		-
B.2.6.3	Other Capacity Building activities	-		-
<b>B2.7</b>	<b>Capacity Building for Gender Initiatives</b>	-	-	-
B.2.7.1	Training & capacity building for Gender Initiatives	-		-
B.2.7.2	Exposure visits	-		-
B.2.7.3	Technical Support cost and IEC	-		-
<b>B2.8</b>	<b>Capacity Building for FNHW Initiatives</b>	<b>4,91,18,017.00</b>	<b>17,11,377.00</b>	<b>4,74,06,640.00</b>
B.2.8.1	Training & capacity building for FNHW	62,29,123.00		62,29,123.00
B.2.8.2	Honorarium to Convergence CTC	3,72,35,911.00		3,72,35,911.00
B.2.8.3	FNHW Activity@ (health Check Up/DNG Demo plot/Nutri Enterprises	20,68,473.00		20,68,473.00
B.2.8.4	Other Convergence Activity	35,54,750.00	17,11,377.00	18,43,373.00
B.2.8.5	Technical Support cost	-		-
B.2.8.6	IEC of FNHW Initiatives	29,760.00		29,760.00
<b>B2.9</b>	<b>Capacity Building for Social Inclusion Initiatives</b>	-	-	-
B.2.9.1	AHT pilot ( Palghar/Solapur /Osmanabad)	-		-
B.2.9.2	PWD and elderly person Initiatives	-		-
<b>B3</b>	<b>Community Investment Support</b>	<b>1,05,42,30,496.04</b>	-	<b>1,05,42,30,496.04</b>
<b>B3.1</b>	<b>Community Investment Support</b>	<b>1,02,72,93,967.04</b>	-	<b>1,02,72,93,967.04</b>
B3.1.1	Revolving Fund Grants to SHGs	57,82,05,085.00		57,82,05,085.00
B3.1.2	CIF to CLFs	24,84,26,886.00		24,84,26,886.00
B3.1.3	Food and Health Security and other Vulnerability Reduction (VO)	7,05,30,000.00		7,05,30,000.00
B3.1.4	CIS, RF for non intensive	-		-
B3.1.5	Start up (SHG, VO, CLF)	13,01,31,996.04		13,01,31,996.04
<b>B3.2</b>	<b>Livelihood Initiatives</b>	<b>2,69,36,529.00</b>	-	<b>2,69,36,529.00</b>
<b>B3.2.1</b>	<b>Facilitation of Producer Groups and Collectives</b>	<b>2,55,50,396.00</b>	-	<b>2,55,50,396.00</b>
B3.2.1.1	Infrastructure Support to PG	1,22,58,866.00		1,22,58,866.00
B3.2.1.2	Working Capital support to PG	1,32,91,530.00		1,32,91,530.00
B3.2.1.3	Support to Producers Enterprise	-		-
B3.2.2	Small Scale Productive and Value Addition Infrastructure	10,66,771.00		10,66,771.00
B3.2.3	Technical Assistance to Producer Groups and Collectives	3,19,362.00		3,19,362.00
<b>B4</b>	<b>Special Programs</b>	<b>6,11,28,946.34</b>	-	<b>6,11,28,946.34</b>
<b>B4.1</b>	<b>Home Grown Models</b>	<b>6,11,28,946.34</b>	-	<b>6,11,28,946.34</b>
B4.1.1	Partnership costs	36,30,545.34		36,30,545.34
B4.1.2	Block Project Management Unit	2,97,55,896.00		2,97,55,896.00
B4.1.3	Social Mobilization and Community Institutions	2,15,17,525.00		2,15,17,525.00
B4.1.4	Financial Inclusion	4,40,509.00		4,40,509.00
B4.1.5	Community Investment Support	-		-
B4.1.6	Revolving Funds Grants to SHGs	-		-
B4.1.7	livelihood cost	57,84,471.00		57,84,471.00
<b>B4.2</b>	<b>Other Special Initiatives</b>	-	-	-
B4.2.1	Special Initiatives for CBOs	-		-
B4.2.2	Special Initiatives for BMMUs	-		-
B4.2.3	Special Initiatives for DMMUs	-		-
B4.2.4	Special Initiatives for SMMU	-		-
B4.2.5	Other recurring Programme expenses	-		-
B4.2.6	Special initiative support	-		-
<b>Component C: Innovation and Partnership Support</b>				
<b>C.1</b>	<b>Innovation Forums and Action Pilots</b>	-	-	-
C1.1	Technical Support Agency and Innovation Forums	-		-
C1.2	Action Pilots	-		-
C1.3	Innovation for non-intensive	-		-
<b>C.2</b>	<b>Social Entrepreneurship Development</b>	-	-	-
C2.1	Knowledge Platform on Social Entrepreneurship in Livelihoods	-		-
C2.2	Investment Support for Social Entrepreneurs	-		-






IUFR	Component Name	Total Expenditure	HQ (SMMU) Expenditure	DMMU Expenditure
<b>C.3</b>	<b>Public Private Community Partnerships</b>	-	-	-
C3.1	Service Provisioning	-	-	-
<b>C3.2</b>	<b>Viability Gap Funding</b>	-	-	-
C3.2.1	Partnerhsip cost	-	-	-
C3.2.2	Procurement of Services	-	-	-
<b>Component D-Project implementation support</b>		<b>62,00,933.00</b>	<b>58,36,754.00</b>	<b>3,64,179.00</b>
<b>D.2</b>	<b>Monitoring &amp; Evaluation and Studies</b>	-	-	-
D2.1	Baseline Surveys	-	-	-
D2.2	Process Monitoring	-	-	-
<b>D2.3</b>	<b>Community Monitoring and Studies</b>	-	-	-
D2.3.1	Trainings	-	-	-
D2.3.2	Consultancy Fee	-	-	-
<b>D.3</b>	<b>e. NRLM State and community level</b>	-	-	-
<b>D3.1</b>	<b>Implementing Partners - Consultancy fee etc.</b>	-	-	-
D3.1.1	Procurement of Services	-	-	-
D3.1.2	Technical Assistance	-	-	-
D3.2	Computer Hardware and related infrastructure	-	-	-
<b>D.4</b>	<b>Governance &amp; Anti Corruption</b>	-	-	-
D4.1	Grievance Handling, RTI, Disclosure, etc.	-	-	-
D4.1.1	Other Capacity Building activities	-	-	-
D4.1.2	Consultancy fee	-	-	-
<b>D4.2</b>	<b>Community led GAC Initiatives</b>	-	-	-
D4.2.1	Community Capacity building	-	-	-
D4.2.2	Technical Assistance	-	-	-
<b>D.5</b>	<b>Knowledge management &amp; communication</b>	<b>62,60,933.00</b>	<b>58,36,754.00</b>	<b>3,64,179.00</b>
<b>D5.1</b>	<b>Agency Consultancy Fee</b>	<b>6,23,102.00</b>	<b>5,72,494.00</b>	<b>50,608.00</b>
D5.1.1	Procurement of Services	6,23,102.00	5,72,494.00	50,608.00
D5.1.2	Technical Assistance	-	-	-
<b>D5.2</b>	<b>IEC - Printing, newspaper advert and Others</b>	<b>55,77,831.00</b>	<b>52,64,260.00</b>	<b>3,13,571.00</b>
D5.2.1	Communication & Documentation	39,68,347.00	36,68,716.00	2,99,631.00
D5.2.2	Exhibitions	16,09,484.00	15,95,544.00	13,940.00
D5.2.3	Procurement of Goods	-	-	-
<b>Component E - Infrastructure &amp; Marketing (for details see IUFR S3A)</b>		<b>3,14,98,573.00</b>	<b>73,93,733.00</b>	<b>2,41,04,846.00</b>
<b>E1</b>	<b>Infrastructure</b>	<b>1,27,84,078.00</b>	<b>58,056.00</b>	<b>1,27,26,022.00</b>
E1.1	Infrastructure facilities for livelihood activities	1,27,84,078.00	58,056.00	1,27,26,022.00
<b>E2</b>	<b>Marketing</b>	<b>1,87,14,495.00</b>	<b>73,35,677.00</b>	<b>1,13,78,818.00</b>
E2.1	Saras fair	1,44,09,689.00	72,64,289.00	71,45,400.00
E2.2	Other fairs	3,59,450.00	71,388.00	2,88,062.00
E2.3	Other Marketing Activities	39,45,356.00	-	39,45,356.00
<b>Component F - Interest Subvention (Non IAP Distict)</b>		<b>2,18,82,564.83</b>	<b>2,18,82,564.83</b>	-
F.1	Interest Subvention(category-II)	2,18,82,564.83	2,18,82,564.83	-
<b>Total NRLM Main</b>		<b>3,73,52,69,336.57</b>	<b>17,16,95,590.55</b>	<b>3,56,35,73,746.02</b>

As per our report of even Date

FOR MANOHAR & VENKATA  
CHARTERED ACCOUNTANTS  
FRN NO : 009672S



CA ASHISH DHAPADE  
PARTENER

  
Maheshkumar Karande  
DD (F & A)

  
Parneshwar Bhatt  
COO, MSRLM

  
Dr. Hemant Vasekar, IAS  
CEO, MSRLM





MAHARASHTRA STATE RURAL LIVELIHOODS MISSION  
NATIONAL RURAL LIVELIHOODS MISSION (NRLM)  
STATE- MAHARASHTRA

Schedules forming part of Financial Statement as on 31.03.2021  
Receipt and Payment District Wise

Sl. No.	Name of DMMU	Audit-d Opening Balance As on 01/04/2020					Grant Release			Other Receipt			Total Receipt
		Bank Balance	Advance at Imprest Account	Advance at Staff	Total Fund Available	NRLM	Total	Bank Interest	Other Income	Total	Other Receipt (SD/TDS/PT etc)		
												1	
1	Ahmadnagar	73,40,939.97			71,40,939.97	9,50,00,000.00	5,02,846.00		5,02,846.00			9,55,02,846.00	
2	Akola	19,70,425.85			19,70,425.85	10,40,00,000.00	5,51,517.00		5,51,517.00			10,46,07,517.00	
3	Amravati	8,57,729.30		40,000.00	8,97,729.30	13,75,00,000.00	1,69,082.91		1,69,082.91			13,86,35,306.91	
4	Aurangabad	1,77,73,285.02	31,85,020.00	35,50,450.00	2,45,08,755.00	6,90,00,000.00	3,48,509.00		3,48,509.00			6,93,88,809.00	
5	Beed	42,88,789.00		12,46,963.00	55,35,752.00	10,00,00,000.00	4,70,432.00		4,70,432.00			10,22,65,008.00	
6	Bhandara	13,601.00	12,85,000.00	3,15,000.00	16,13,601.00	11,70,00,000.00	7,29,614.00		7,29,614.00			11,79,60,703.00	
7	Buldhana	2,85,655.00		88,750.00	3,74,405.00	11,40,00,000.00	2,86,811.00		2,86,811.00			11,44,13,261.00	
8	Chandrapur	10,76,943.00	11,52,132.00		22,29,075.00	13,30,00,000.00	7,96,856.00		7,96,856.00			13,39,27,698.00	
9	Dhule	41,95,105.36	5,80,000.00		47,75,105.36	9,40,00,000.00	3,97,103.00		3,97,103.00			9,46,37,327.00	
10	Gadchiroli	17,43,708.24	29,08,743.20	22,92,482.00	69,44,933.44	12,40,00,000.00	2,03,057.00		2,03,057.00			12,32,83,592.00	
11	Gondia	70,04,746.91		2,03,173.00	72,07,919.91	12,40,00,000.00	4,30,000.00		4,30,000.00			12,44,27,919.91	
12	Hingoli	1,59,34,142.00			1,59,34,142.00	6,50,00,000.00	2,93,989.00		2,93,989.00			6,52,94,269.00	
13	Jalgaon	2,66,45,885.00	68,290.00		2,67,14,175.00	9,00,00,000.00	4,43,855.00		4,43,855.00			9,09,44,452.00	
14	Kolhapur	13,17,054.34		70,000.00	13,87,054.34	14,40,00,000.00	3,41,154.00		3,41,154.00			14,66,61,015.00	
15	Kopergaon	38,97,545.00			38,97,545.00	12,50,00,000.00	1,77,552.00		1,77,552.00			12,67,85,097.00	
16	Latur	26,52,015.00	2,70,000.00		29,22,015.00	12,40,00,000.00	4,09,782.00		4,09,782.00			12,81,81,797.00	
17	Nagpur	1,26,226.00			1,26,226.00	11,70,00,000.00	6,06,134.00		6,06,134.00			11,76,92,316.00	
18	Nanded	1,54,80,188.00	2,40,000.00	4,72,000.00	1,61,92,188.00	12,40,00,000.00	5,09,888.00		5,09,888.00			12,87,80,488.00	
19	Nandurbar	75,38,344.00	2,73,800.00	92,000.00	79,14,444.00	10,60,00,000.00	3,72,545.00		3,72,545.00			10,63,76,989.00	
20	Nashik	1,65,00,065.45			1,65,00,065.45	15,00,00,000.00	5,20,297.00		5,20,297.00			15,05,20,297.00	
21	Nasik	46,57,045.00	30,325.00	18,390.00	47,05,760.00	10,80,00,000.00	1,75,426.00		1,75,426.00			10,81,77,426.00	
22	Nayagarh	96,57,031.00	6,36,155.30	1,87,428.00	1,04,00,614.30	10,20,00,000.00	6,11,460.00		6,11,460.00			10,26,12,074.30	
23	Palghar	2,36,5,885.00	5,20,977.40	2,35,250.00	2,34,080.40	6,80,00,000.00	2,48,461.00		2,48,461.00			6,82,56,441.40	
24	Pune	3,905.06	9,30,095.00		9,30,095.00	10,15,00,000.00	5,80,172.00		5,80,172.00			10,20,80,172.00	
25	Rajgad	2,29,01,739.42			2,29,01,739.42	13,00,00,000.00	7,55,279.00		7,55,279.00			13,07,57,018.42	
26	Sangli	8,68,129.50			8,68,129.50	9,30,00,000.00	8,64,343.82		8,64,343.82			9,38,652.32	
27	Satara	62,14,961.00			62,14,961.00	12,10,00,000.00	4,40,099.00		4,40,099.00			12,14,45,060.00	
28	Solapur	3,04,372.76			3,04,372.76	9,50,00,000.00	2,61,166.39		2,61,166.39			9,52,538.15	
29	Sindhudurg	4,94,383.00		1,87,100.00	6,81,483.00	7,50,00,000.00	4,86,568.00		4,86,568.00			7,54,849.00	
30	Solapur	26,32,883.00	67,5,000.00	52,507.00	33,88,390.00	13,70,00,000.00	5,23,822.00		5,23,822.00			13,75,22,212.00	
31	Thane	33,88,572.00			33,88,572.00	7,50,00,000.00	3,33,368.00		3,33,368.00			7,53,919.00	
32	Wardha	66,26,679.00	47,601.00	6,32,415.00	73,25,695.00	16,90,00,000.00	2,93,718.00		2,93,718.00			16,92,934.00	
33	Washim	6,48,71.80			6,48,71.80	9,70,00,000.00	3,29,994.00		3,29,994.00			9,73,286.80	
34	Yavatmal	23,777.67	6,26,581.00	28,15,890.00	34,66,348.67	15,60,00,000.00	1,14,140.00		1,14,140.00			15,71,488.67	
Total		20,13,69,563.65	1,65,39,095.60	1,41,23,542.00	23,20,32,201.25	3,82,70,60,000.00	1,53,10,383.21		1,53,10,383.21			3,84,23,725.46	

As per our report of even Date

FOR MANOJHAR & VENKATA  
CHARTERED ACCOUNTANTS  
FIR NO : 0096725

CA ASHISH DHAPEDE  
PARTNER  
P.No 145190

State Mission Management Unit of  
Maharashtra State Rural Livelihoods Mission

Dr.Hemant Vasekar, IAS  
CEO, MSRLM

Parmeshwar Raul  
COO, MSRLM

Mareshkar Karande  
DD (P & A)





MAHARASHTRA STATE RURAL LIVELIHOOD MISSION  
 NATIONAL RURAL LIVELIHOODS MISSION (NRLM)  
 STATE - MAHARASHTRA  
 Schedules forming part of Financial Statement as on 31.03.2021  
 Receipt and Payment District Wise

Sl.No	Name of DMMU	Payment		Refund / District Intertransfer	Closing Balance As on 31/03/2021	Bifurcation of Closing Balance			
		Utilization of Fund	Total			Bank Balance	Advance at Imprest Account	Advance at Staff	Total
1	Ahmadnagar	4,48,78,942.00	5,42,78,942.00	11	5,79,64,843.97	13	14	15	16
2	Akola	8,49,01,093.15	3,49,01,093.15	-	2,16,76,849.70	2,16,76,849.70	-	-	2,79,64,843.97
3	Aurangabad	13,62,93,245.76	13,62,93,245.76	-	32,59,790.45	31,90,333.30	49,257.15	-	2,16,76,849.70
4	Ahmednagar	7,31,85,783.30	7,31,85,783.30	-	3,02,16,081.00	1,44,47,081.00	28,11,299.00	34,38,431.00	32,39,790.45
5	Bhamburda	8,55,50,456.44	8,55,50,456.44	-	2,19,19,147.39	2,06,72,182.00	9,19,100.00	3,27,865.00	2,07,16,761.00
6	Bhamburda	10,09,71,369.00	10,09,71,369.00	-	1,82,26,481.00	1,66,26,486.00	16,000.00	-	1,82,26,486.00
7	Bhamburda	9,58,17,836.30	9,58,17,836.30	-	1,89,69,830.00	1,89,59,830.00	10,000.00	-	1,89,69,830.00
8	Chandrapur	11,70,18,754.00	11,70,18,754.00	-	1,94,38,193.00	1,84,88,469.00	6,50,050.00	-	1,91,38,519.00
9	Dhule	9,72,02,130.36	9,72,02,130.36	-	19,76,038.00	16,10,058.00	3,00,000.00	60,000.00	19,70,058.00
10	Gadchiroli	11,39,81,931.30	11,39,81,931.30	-	1,62,46,594.14	1,58,40,943.24	3,00,000.00	1,47,605.00	1,62,46,594.14
11	Gondia	11,65,04,623.51	11,65,04,623.51	-	1,51,00,364.70	1,50,90,364.70	2,58,045.90	10,000.00	1,51,00,364.70
12	Hingoli	6,53,31,943.00	6,53,31,943.00	-	1,58,96,468.00	1,58,96,468.00	-	-	1,58,96,468.00
13	Jalgaon	10,02,34,931.00	10,02,34,931.00	-	1,59,20,729.84	1,59,20,729.84	-	-	1,59,20,729.84
14	Jalgaon	13,21,27,339.50	13,21,27,339.50	-	1,77,08,646.00	1,74,64,335.00	12,761.00	2,31,350.00	1,77,08,646.00
15	Kolhapur	11,45,23,770.84	11,45,23,770.84	-	1,50,23,563.16	1,50,23,563.16	-	-	1,50,23,563.16
16	Kolhapur	11,03,40,536.00	11,03,40,536.00	-	1,73,61,967.00	1,73,61,967.00	-	-	1,73,61,967.00
17	Nagpur	10,32,16,133.00	10,32,16,133.00	-	1,56,76,410.00	1,56,76,410.00	-	-	1,56,76,410.00
18	Nanded	11,72,86,459.00	11,72,86,459.00	-	1,52,14,284.00	1,52,14,284.00	-	-	1,52,14,284.00
19	Nandurbar	8,57,24,506.00	8,57,24,506.00	-	2,85,35,483.00	2,85,09,519.00	25,862.00	-	2,85,35,483.00
20	Nashik	13,57,36,212.45	13,57,36,212.45	-	1,64,34,150.00	1,64,34,150.00	-	-	1,64,34,150.00
21	Osmantabad	9,67,15,577.00	9,67,15,577.00	-	1,55,68,209.00	1,55,29,994.00	30,325.00	7,890.00	1,55,68,209.00
22	Palehar	9,62,39,694.00	9,62,39,694.00	-	1,86,47,316.00	1,82,95,563.00	3,21,627.00	24,826.00	1,86,47,316.00
23	Parbhani	7,52,33,477.00	7,52,33,477.00	-	1,61,13,174.00	1,56,19,940.00	4,03,734.00	89,500.00	1,61,13,174.00
24	Pune	10,97,83,593.34	10,97,83,593.34	-	1,50,19,443.56	1,50,19,443.56	-	-	1,50,19,443.56
25	Rajgad	9,79,48,048.40	9,79,48,048.40	-	2,82,73,638.02	2,68,33,863.02	47,279.48	32,308.00	2,82,73,638.02
26	Ratnagiri	10,70,60,020.00	10,70,60,020.00	-	2,77,80,431.50	2,47,27,051.50	22,56,935.00	7,96,433.00	2,77,80,431.50
27	Sangli	5,25,46,413.82	5,25,46,413.82	-	28,46,839.60	28,46,839.60	-	-	28,46,839.60
28	Solapur	11,95,45,512.00	11,95,45,512.00	-	26,89,992.86	26,89,992.86	-	-	26,89,992.86
29	Sindhudurg	8,02,76,556.25	8,02,76,556.25	-	1,57,10,775.94	1,55,01,064.94	1,99,711.00	10,000.00	1,57,10,775.94
30	Solapur	12,58,89,379.00	12,58,89,379.00	-	1,50,96,231.00	1,50,83,731.00	-	12,500.00	1,50,96,231.00
31	Thane	5,25,19,605.00	5,25,19,605.00	-	2,16,88,903.00	2,16,88,903.00	-	-	2,16,88,903.00
32	Wardha	17,08,84,955.00	17,08,84,955.00	-	59,07,983.00	50,07,983.00	-	-	59,07,983.00
33	Wardha	7,99,47,197.00	7,99,47,197.00	-	1,89,05,946.80	1,89,05,946.80	-	-	1,89,05,946.80
34	Yavatmal	15,41,85,988.00	15,41,85,988.00	-	1,75,03,540.67	1,65,69,941.67	4,77,283.00	4,55,316.00	1,75,03,540.67
	Total	3,48,84,59,535.68	3,48,84,59,535.68	-	59,38,58,688.31	54,63,80,926.78	1,15,03,738.53	59,74,023.00	56,38,58,688.31

As per our report of even Date  
 FOR MANOHAR & VENKATA  
 CHARTERED ACCOUNTANTS  
 FRN NO : 0056725

As per our report of even Date  
 FOR MANOHAR & VENKATA  
 CHARTERED ACCOUNTANTS  
 FRN NO : 0056725

State Mission Management Unit of  
 Maharashtra State Rural Livelihoods Mission

*[Signature]*

*[Signature]*  
 Parneshwar Raut  
 COO, MSRLM



Dr. Hemant Vasekar, IAS  
 CEO, MSRLM

CA ASHISH DHAPADE  
 PARTNER  
 M. No. 145190

CA ASHISH DHAPADE  
 PARTNER  
 M. No. 145190

CA ASHISH DHAPADE  
 PARTNER  
 M. No. 145190

CA ASHISH DHAPADE  
 PARTNER  
 M. No. 145190

MAHARASHTRA STATE RURAL LIVELIHOODS MISSION  
NATIONAL RURAL LIVELIHOODS MISSION (NRLM)  
STATE - MAHARASHTRA

Schedules forming part of Financial Statement as on 31.03.2021  
Receipt and Payment District Wise

Sr.No	Name of Unit	District Bank Balance		Block Bank Balance		Audited Opening Balance				Receipt				Total Receipt	
		HQ Balance	Amount in Transit	Block Balance	Amount in Transit	DRDA Advance (Staff & Other)	SCSY Advances	Other	Release	Total	Grant Release	Bank Interest	Other Receipt		District Exhibition Fund
1	2	3	4	5	6	7	8	9	10	11	12	13	14	15	16
1	Ahmadnagar	549.00	-	3,33,462.50	-	4,95,250.00	-	20,00,000.00	-	26,29,261.50	-	-	-	-	-
2	Akola	47,06,115.00	-	30,000.00	-	30,000.00	-	-	-	47,06,115.00	-	-	-	-	-
3	Amravati	51,03,647.00	-	22,84,796.35	-	2,47,594.00	-	65,26,341.13	-	1,41,61,778.50	-	-	-	-	-
4	Aurangabad	1,01,15,925.00	-	16,42,038.00	-	1,24,397.00	-	-	-	2,91,82,360.00	-	-	-	-	-
5	Besud	20,18,240.00	-	69,88,708.56	-	66,590.00	-	-	-	81,73,498.56	-	-	-	-	-
6	Bhandara	80,45,313.17	-	2,85,593.35	-	1,27,000.00	-	6,340.00	-	84,57,806.52	-	-	-	-	-
7	Bhildara	17,53,842.50	2,29,954.00	1,66,824.36	-	56,713.00	-	-	-	22,10,635.86	-	-	-	-	-
8	Chandrapur	17,91,372.24	-	3,17,983.81	-	1,17,000.00	-	-	-	22,25,756.05	-	-	-	-	-
9	Chitaval	14,33,661.00	-	7,62,074.83	-	1,13,000.00	-	-	-	17,88,615.83	-	-	-	-	-
10	Gadchiroli	27,43,319.27	36,661.00	8,08,510.00	-	65,533.00	-	-	-	6,86,398.52	-	-	-	-	-
11	Gondia	10,70,504.46	-	19,87,910.00	-	65,988.00	-	-	-	18,94,171.46	-	-	-	-	-
12	Hingoli	18,76,876.00	-	26,166.00	-	20,000.00	-	-	-	19,23,042.00	-	-	-	-	-
13	Jalgaon	4,47,217.33	-	2,36.95	-	2,000.00	-	-	-	4,51,594.28	-	-	-	-	-
14	Jalna	4,16,217.00	-	3,33,470.75	-	2,11,621.00	-	-	-	6,38,338.00	-	-	-	-	-
15	Kolhapur	30,82,274.87	-	6,11,698.00	-	5,69,806.00	6,000.00	-	-	24,04,078.62	-	-	-	-	-
16	Latur	77,83,395.00	-	3,40,600.37	-	1,08,085.00	-	-	-	23,63,166.00	-	-	-	-	-
17	Nagpur	1,95,340.00	-	1,10,809.00	-	7,65,484.00	-	-	-	27,00,367.37	-	-	-	-	-
18	Nanded	26,07,155.00	-	1,12,617.31	-	1,67,025.00	-	-	-	21,31,174.00	-	-	-	-	-
19	Nandurbar	6,42,187.31	-	2,86,781.00	-	22,620.00	13,51,991.00	-	-	7,54,879.11	-	-	-	-	-
20	Nashik	5,993.00	-	0.46	-	50,81,868.00	-	53,71,800.00	-	4,59,792.00	-	-	-	-	-
21	Nemhambud	24,23,950.54	-	33,88,979.00	-	3,69,979.00	-	-	-	38,48,562.00	-	-	-	-	-
22	Nipatner	1,86,866.00	-	3,69,979.00	-	50,81,868.00	-	-	-	44,67,343.00	-	-	-	-	-
23	Parbhani	59,19,321.00	-	54,736.05	-	25,000.00	-	-	-	59,38,041.00	-	-	-	-	-
24	Pune	11,52,556.33	-	6,42,688.86	-	1,88,580.00	24,54,080.25	-	-	32,38,796.88	-	-	-	-	-
25	Ratnagiri	1,42,500.76	-	14.00	-	1,88,580.00	-	-	-	3,03,718.87	-	-	-	-	-
26	Ratnagiri	1,15,115.31	-	14.00	-	1,88,580.00	-	-	-	3,03,718.87	-	-	-	-	-
27	Sangli	38,48,300.95	-	1,46,347.75	3,09,600.00	55,644.40	-	26,520.00	3,39,000.00	37,41,54,933.75	-	-	-	-	-
28	Satara	29,72,477.00	-	51,298.00	-	95,000.00	-	-	-	21,76,464.95	-	-	-	-	-
29	Sindhudurg	14,22,601.40	-	3,69,954.00	-	9,40,888.00	-	-	-	7,69,382.00	-	-	-	-	-
30	Solapur	4,10,428.00	-	7,69,320.00	-	2,000.00	-	-	-	31,79,620.00	-	-	-	-	-
31	Thane	23,72,666.00	-	29,861.00	-	32,631.00	-	-	-	31,14,521.66	-	-	-	-	-
32	Wardha	27,11,634.66	-	69,230.00	-	1,12,800.00	-	-	-	7,31,138.24	-	-	-	-	-
33	Yashwantrao Chavan Pratishthan	64,66,358.00	-	28,072.70	-	28,072.70	-	-	-	1,04,121.28	-	-	-	-	-
34	Total	3,04,66,666.00	3,09,600.00	2,13,66,952.04	3,09,600.00	1,12,74,365.10	38,12,071.25	31,87,790.15	3,99,50,352.09	16,06,21,172.97	-	-	-	-	-

As per our report of even date  
FOR MANOHAR & YENKATE  
CHARTERED ACCOUNTANTS  
FIRN NO. 0004725  
CA ASHISH DHAWAN  
PARTNER  
M.No 145190

Dr. Hemant Vasekar, IAS  
CEO, MSRLM



Praneshwar Raut  
COO, MSRLM

Mahesh Kumar Kuratkar  
DD (F & A)



MAHARASHTRA STATE RURAL LIVELIHOOD MISSION  
NATIONAL RURAL LIVELIHOODS MISSION (NRLM)  
STATE - MAHARASHTRA

Schedules forming part of financial Statement as on 31.03.2021  
Receipt and Payment District Wise

Sl.No	Name of Unit	Utilization of Fund (NRLM)										Payment				Closing Balance				
		Staff includes food and admin cost (B1.1) Only for districts (B1.1.3) SAMU	Staff Costs (including travel and other cost) (B1.2) BMMU	Training & exposure (B1.3) (B1.3.1) BMMU	CRP Honorarium	Bank Charges	Other Exp.	Other Project (District Exhibitions)	BSEI	Total	Payment of TDS /PT/EC	Other Project fund refund to MSRLM	Refund to Other project grant	Refund to MSRLM						
1	Altmalsnagar	18	19	20	21	22	23	24	25	26	27	28	29	30	31	32	33	34		
2	Alkold	-	-	-	-	-	-	-	-	-	-	-	-	-	-	-	-	-	-	
3	Arnavadi	-	-	-	-	-	-	-	-	-	-	-	-	-	-	-	-	-	-	
4	Ashpabad	-	-	-	-	-	-	-	-	-	-	-	-	-	-	-	-	-	-	
5	Besat	-	-	-	-	-	-	-	-	-	-	-	-	-	-	-	-	-	-	
6	Bhandara	-	-	-	-	-	-	-	-	-	-	-	-	-	-	-	-	-	-	
7	Buldhana	-	-	-	-	-	-	-	-	-	-	-	-	-	-	-	-	-	-	
8	Char-Jarapur	-	-	-	-	-	-	-	-	-	-	-	-	-	-	-	-	-	-	
9	Dhule	-	-	-	-	-	-	-	-	-	-	-	-	-	-	-	-	-	-	
10	Gaichiroli	-	-	-	-	-	-	-	-	-	-	-	-	-	-	-	-	-	-	
11	Gondia	-	-	-	-	-	-	-	-	-	-	-	-	-	-	-	-	-	-	
12	Hingoli	-	-	-	-	-	-	-	-	-	-	-	-	-	-	-	-	-	-	
13	Ilharam	-	-	-	-	-	-	-	-	-	-	-	-	-	-	-	-	-	-	
14	Jalna	-	-	-	-	-	-	-	-	-	-	-	-	-	-	-	-	-	-	
15	Kolhapur	-	-	-	-	-	-	-	-	-	-	-	-	-	-	-	-	-	-	
16	Kurur	-	-	-	-	-	-	-	-	-	-	-	-	-	-	-	-	-	-	
17	Latur	-	-	-	-	-	-	-	-	-	-	-	-	-	-	-	-	-	-	
18	Nanded	-	-	-	-	-	-	-	-	-	-	-	-	-	-	-	-	-	-	
19	Nandurbar	-	-	-	-	-	-	-	-	-	-	-	-	-	-	-	-	-	-	
20	Nashik	-	-	-	-	-	-	-	-	-	-	-	-	-	-	-	-	-	-	
21	Omanabad	-	-	-	-	-	-	-	-	-	-	-	-	-	-	-	-	-	-	
22	Pajhar	-	-	-	-	-	-	-	-	-	-	-	-	-	-	-	-	-	-	
23	Parbhani	-	-	-	-	-	-	-	-	-	-	-	-	-	-	-	-	-	-	
24	Pune	-	-	-	-	-	-	-	-	-	-	-	-	-	-	-	-	-	-	
25	Rajgad	-	-	-	-	-	-	-	-	-	-	-	-	-	-	-	-	-	-	
26	Ratnagiri	-	-	-	-	-	-	-	-	-	-	-	-	-	-	-	-	-	-	
27	Sangli	-	-	-	-	-	-	-	-	-	-	-	-	-	-	-	-	-	-	
28	Satara	-	-	-	-	-	-	-	-	-	-	-	-	-	-	-	-	-	-	
29	Solapur	-	-	-	-	-	-	-	-	-	-	-	-	-	-	-	-	-	-	
30	Solapur	-	-	-	-	-	-	-	-	-	-	-	-	-	-	-	-	-	-	
31	Thane	-	-	-	-	-	-	-	-	-	-	-	-	-	-	-	-	-	-	
32	Wardha	-	-	-	-	-	-	-	-	-	-	-	-	-	-	-	-	-	-	
33	Washim	-	-	-	-	-	-	-	-	-	-	-	-	-	-	-	-	-	-	
34	Yavatmal	-	-	-	-	-	-	-	-	-	-	-	-	-	-	-	-	-	-	
35	Total	-	-	-	-	-	-	-	-	-	-	-	-	-	-	-	-	-	-	-
Total																		13,33,30,074.21		

As per our report of even D...  
FOR MANOHAR & VENKATA  
CHARTERED ACCOUNTANTS  
FIRN NO. 149/2018  
CA. SHASHI DHAPA  
PARTNER  
M.No 145190



*(Signature)*  
Sankhikumar Karande  
DID (F & A)

*(Signature)*  
Parmeshwar Raut  
COO, MSRLM



*(Signature)*  
Dr. Hehant Vasekar, IAS  
CEO, MSRLM

MAHARASHTRA STATE RURAL LIVELIHOOD MISSION  
NATIONAL RURAL LIVELIHOODS MISSION (NRLM)  
STATE - MAHARASHTRA

Schedules forming part of Financial Statement as on 31.03.2021  
Receipt and Payment District Wise

Sr.No	Name of Unit	District Bank Balance		Block Bank Balance		Closing Balance			Total
		HQ Balance	Amount in Transit	Block Balance	Amount in Transit	DRDA Advance (Staff & Other)	SCSY Advances	Other	
1	Ahmadnagar	35	36	37	38	39	40	41	42
2	Akola	549.00	333,462.50	47,06,115.00	30,000.00	4,95,250.00	-	30,000.00	28,29,261.50
3	Amravati	51,03,047.00	22,84,796.35	16,42,038.00	2,47,594.00	1,24,597.00	-	65,26,341.15	47,36,115.00
4	Aurangabad	1,01,13,925.00	20,18,241.00	6,38,525.00	1,27,000.00	1,27,000.00	-	-	1,41,69,270.00
5	Bijapur	17,50,843.50	2,29,854.00	1,66,823.86	56,715.00	1,27,000.00	-	6,300.00	18,72,498.56
6	Buldhana	17,91,372.24	913,541.00	7,62,074.83	1,13,000.00	1,13,000.00	-	-	84,57,806.52
7	Chandrapur	27,66,319.27	36,661.00	913,978.71	65,553.00	65,553.00	-	-	22,25,756.05
8	Dhule	10,30,504.46	18,76,876.00	8,08,219.00	26,466.00	65,398.00	-	-	17,88,615.83
9	Gadchiroli	4,17,217.33	4,16,717.00	236.95	-	20,000.00	-	-	37,82,511.98
10	Hingoli	30,82,574.87	77,83,395.00	3,33,470.75	6,11,698.00	2,11,621.00	-	-	18,94,121.46
11	Jalgaon	1,95,540.00	2,607,453.00	1,17,641.80	-	-	-	-	19,03,342.00
12	Kolhapur	6,56,991.00	5,991.00	2,86,781.00	-	1,67,025.00	-	-	4,62,454.28
13	Latur	24,73,950.54	10,78,851.00	33,884,492.00	0.46	22,620.00	13,51,991.00	-	6,29,338.00
14	Mumbai	59,19,632.60	11,52,556.33	307,924.00	-	59,81,868.00	-	-53,71,882.00	44,67,343.00
15	Nanded	1,42,500.76	6,42,088.86	14.00	-	25,000.00	-	-	59,38,044.00
16	Nashik	38,48,300.95	1,15,115.31	1,46,347.75	-	1,88,589.00	-	-	12,31,792.38
17	Nayagarh	29,77,477.00	3,09,600.00	55,644.40	-	95,000.00	24,51,080.25	-	32,38,649.87
18	Ningapur	14,72,601.40	31,571.00	19,426.00	-	19,426.00	-	-	30,03,945.35
19	Osmanabad	23,57,646.66	2,69,330.00	3,32,652.00	-	3,32,652.00	-	-	33,29,275.00
20	Pune	27,11,614.66	5,48,888.24	79,301.00	-	3,23,546.00	-	-	3,29,361.66
21	Raichur	11,241.00	64,840.58	28,037.70	-	1,12,500.00	-	-	31,14,521.66
22	Parbhani	8,04,604,448.34	2,66,615.00	213,862,950.04	3,09,600.00	1,12,74,305.10	38,12,071.25	31,87,798.15	7,33,138.24
23	Parbhani	59,19,632.60	11,52,556.33	307,924.00	-	59,81,868.00	-	-	1,04,121.28
24	Pune	1,42,500.76	6,42,088.86	14.00	-	25,000.00	-	-	12,06,70,920.88
25	Raichur	38,48,300.95	1,15,115.31	1,46,347.75	-	1,88,589.00	-	-	39,38,649.87
26	Rajapur	29,77,477.00	3,09,600.00	55,644.40	-	95,000.00	-	-	30,03,945.35
27	Sangli	14,72,601.40	31,571.00	19,426.00	-	19,426.00	-	-	33,29,275.00
28	Satara	23,57,646.66	2,69,330.00	3,32,652.00	-	3,32,652.00	-	-	3,29,361.66
29	Solapur	27,11,614.66	5,48,888.24	79,301.00	-	3,23,546.00	-	-	2,69,362.00
30	Solapur	11,241.00	64,840.58	28,037.70	-	1,12,500.00	-	-	31,14,521.66
31	Warananasi	8,04,604,448.34	2,66,615.00	213,862,950.04	3,09,600.00	1,12,74,305.10	38,12,071.25	31,87,798.15	7,33,138.24
32	Washim	11,241.00	64,840.58	28,037.70	-	1,12,500.00	-	-	31,14,521.66
33	Yavatmal	11,241.00	64,840.58	28,037.70	-	1,12,500.00	-	-	31,14,521.66
34	Yavatmal	11,241.00	64,840.58	28,037.70	-	1,12,500.00	-	-	31,14,521.66
35	Total	8,04,604,448.34	2,66,615.00	213,862,950.04	3,09,600.00	1,12,74,305.10	38,12,071.25	31,87,798.15	12,06,70,920.88

As per our report of even Dat

FOR MANOHAR & VENKA  
CHARTERED ACCOUNTANTS  
FRN No. 0006725  
CA ASHISH DHAPA  
PARTNER  
M.No 145190



Maheshkumar Maheshkumar  
DD (F & A)

Armeshwar Raut  
COO, MSRLM

Dr.Hemant Vasekar, IAS  
CEO, MSRLM

